



# DYNAMIC PORTFOLIO LIMITED

**(Member of The Nigerian Stock Exchange)**

Registered by Securities and Exchange Commission

## DAILY STOCK MARKET WATCH

### (About The Market Today 09/07/09)

The Nigerian Stock Exchange All share index today again dropped by 370.75 to closed at 25,658.14.

Moreover, Market capitalization closed at N5,881.30 billion compared to N5,961.82 in yesterday trading.

Market patronage in terms of **Volume** of shares exchanged by investors dropped by 671.80 million ordinary shares or 65.14 percent when compared with the position in the last trading day. In essence, an aggregate of 359.57 million ordinary shares were traded in 8,528 deals today as against a volume of 1,031.37 million traded in 8,686 deals in the previous transaction.

Turnover by value was on the downswing like volume as it closed at N2.83 billion; N0.98 billion or 25.72 percent drop as against N3.81 billion worth of stocks traded in the previous trading day.

Table 1  
**Market Statistics**

	Today 09/07/2009	Previous day 08/07/2009	% Change
NSE All-Share Index	25,658.14	26,028.89	-1.42
Total Deals	8,528	8,686	-1.82
Volume Traded (M)	359.57	1,031.37	-65.14
Value Traded (N'B)	2.83	3.81	-25.72
Turn Over Ratio %	0.06	0.17	-64.71% Change Point
Mkt. Capt. (N'B)	5,881.30	5,961.82	-1.35

**Benue Cement Company Plc** lead the top gainers list again as the stock added N1.50 or 3.95 percent to its share price to close the market at N39.50 from its opening price of N38.00. **Eco Bank Transnational Incorporated (ETI) Plc** came second on the list, having gained N0.51 or 3.40 percent as it opened and closed the day at N14.98 and N15.49 respectively.

Table 2

Stock	Opening Price (N:K)	Closing Price (N:K)	Absolute Change (N:K)	% rise
BCC	38.00	39.50	+1.50	<b>3.95</b>
ETI	14.98	15.49	+0.51	<b>3.40</b>
WAPCO	28.00	28.40	+0.40	<b>1.43</b>
NESTLE	178.00	178.27	+0.27	<b>0.15</b>
NAHCO	8.09	8.30	+0.21	<b>2.60</b>

Figure 1

**Top 5 Price Gainers**

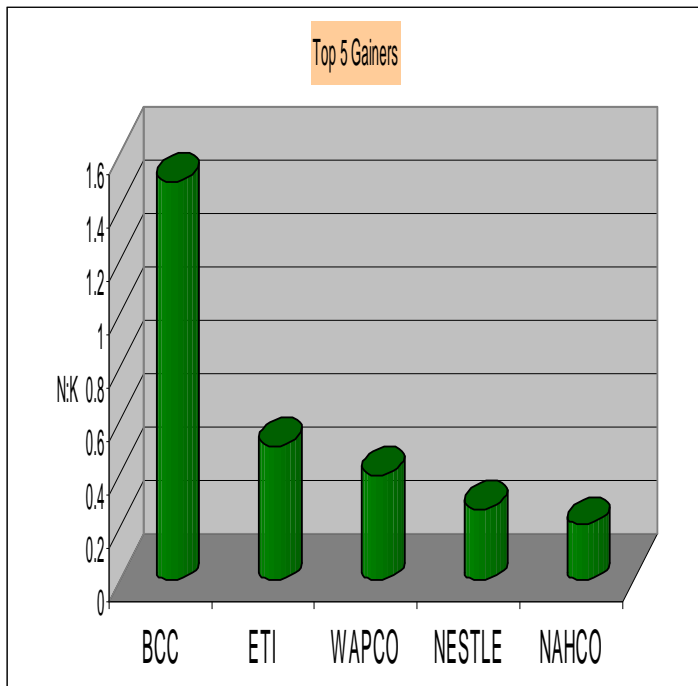
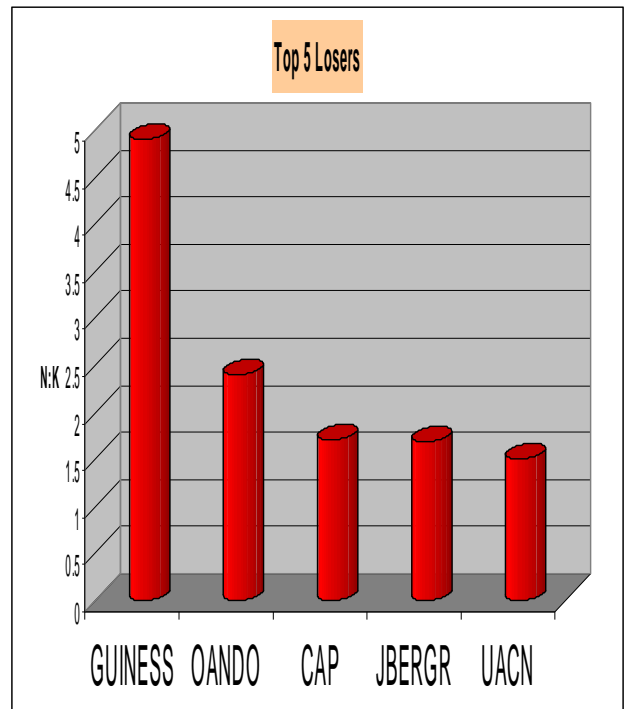


Figure 2

**Top 5 Price Losers**



On the losers' chart, **Guinness Plc** lead the table for the day as the company share price declined by N4.90 or 3.65 percent to close the market at N129.50 per share, from it opening price of N134.40. Followed on the Chart was **Oando Plc** that lost N2.39 or 2.73 percent to close the day at N85.12 per share.

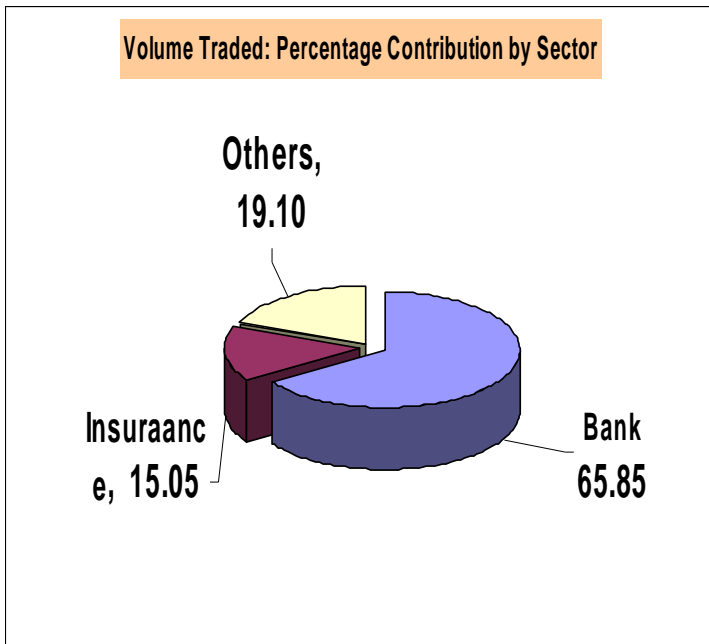
**Trading Activities (Sectors/Individuals)**

The **Banking sector** emerges as the top traded Sector today in volume among the 30 listed sectors in the Nigeria Stock Exchange Floor. The sector recorded 236.78 million ordinary shares traded to control 65.85 percent of the aggregate volume of shares traded. The **Insurance sector**, with 54.13 million ordinary shares, traded trailed behind the Insurance sector which represents 15.05 percent of the total volume traded.

Table 3

Stock	Opening Price (N:K)	Closing Price (N:K)	Absolute Change (N:K)	% drop
GUINNESS	134.40	129.50	-4.90	-3.65
OANDO	87.51	85.12	-2.39	-2.73
CAP	34.33	32.62	-1.71	-4.98
JBERGER	33.85	32.16	-1.69	-4.99
UACN	39.00	37.50	-1.50	-3.85

Figure 3



**Zenith Bank Plc** emerges first as the most patronized stock for the day. Investors traded 51.75 million ordinary shares to controlled 21.86 percent of the aggregate volume traded in the **Banking sector** and 14.39 percent of the entire market. **Wema Bank Plc** (37.55 million ordinary shares) emerged second position on the list.

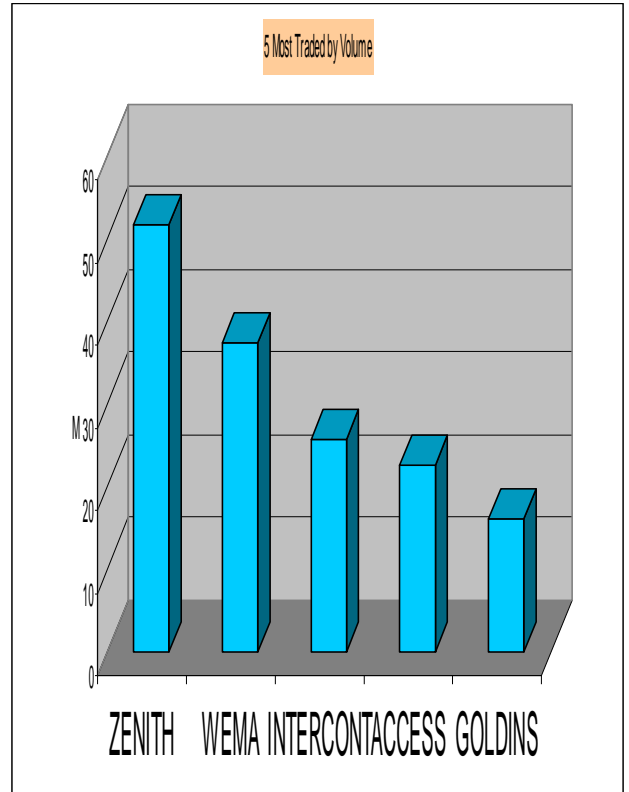
Table 4

5 Most Traded Stocks by Volume

Stock	Price (N: K)	Volume (M)
ZENITHBANK	12.65	51.75
WEMABANK	3.12	37.55
INTERCONT	7.20	25.92
ACCESS	6.90	22.70
GOLDINS	0.50	16.20

Figure 4

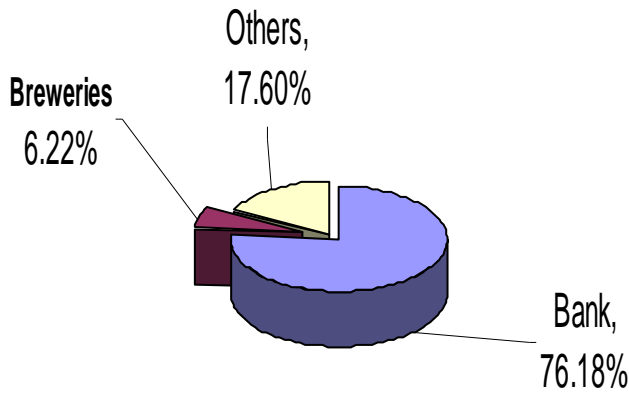
5 Most traded Stocks by Volume



The **Banking** sector was the most active in value traded as the stocks worth N2,155.08 million for a 76.18 percent of the aggregate traded value for the day. The **Breweries** sector (N176.10 million) followed, representing 6.22 percent of the overall value traded.

Figure 5

### Value Traded: Percentage Contribution by sector



Analysis on individual company basis showed that **Zenith Bank Plc** led the highest trading by value at N658.99 million today. The figure controlled 30.58 percent of total traded value in the Banking sector and 23.29 percent of the overall value traded for the whole market. **First Bank Plc** (N298.53 million) was the second highest.

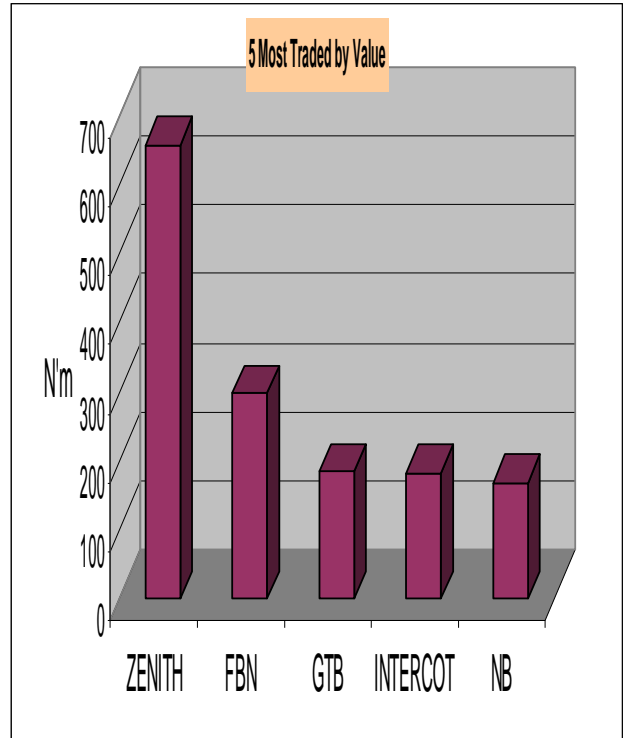
Table 5

#### 5 Most Traded Stocks by Value

Stock	Price (N:K)	Value (N'M)
ZENITHBANK	12.65	658.99
FIRSTBANK	20.00	298.53
GUARANTY	13.90	184.63
INTERCONT	7.20	182.52
NB	50.00	167.59

Figure 6

### 5 Most Traded Stocks by Value



### Market Capitalization:

**First Bank of Nigeria Plc** is the highest capitalized stock at N494.51 billion today. This was followed by **Nigerian Breweries Plc** with N378.13 billion. **Zenith Bank Plc** N317.73 billion, **UBA Plc** with N284.45 billion and **Guaranty Trust Bank Plc** N262.52 billion to maintained the third, fourth and fifth positions respectively.

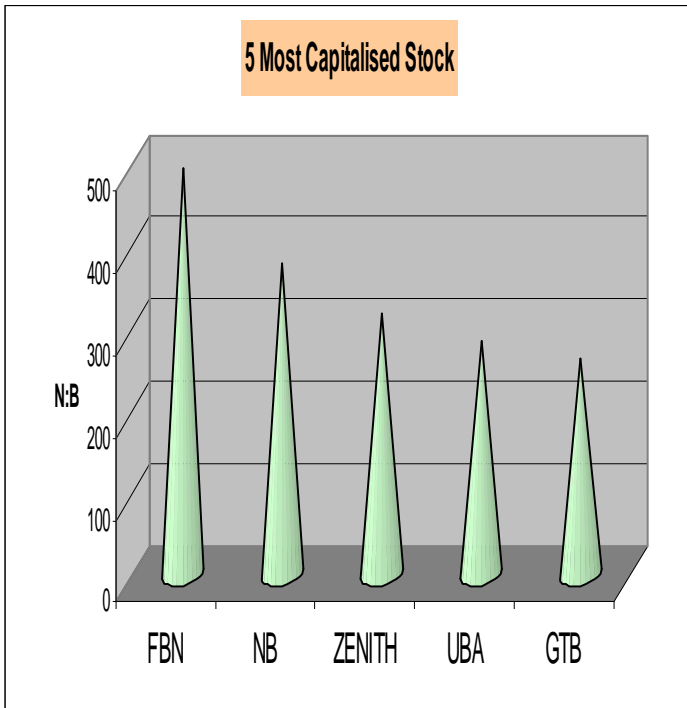
Table 6

#### 5 Most Capitalized Stocks

Stock	Mkt. Capt. (N'B)	% of Top 5	% of Total
FIRSTBANK	494.51	28.46	8.41
NB	378.13	21.76	6.43
ZENITHBANK	317.73	18.29	5.40
UBA	284.45	16.37	4.84
GUARANTY	262.52	15.11	4.46
Total	1,737.34	100	29.54
Others	4,143.96		70.46
Grand Total	5,881.30		100.00

Figure 7

### 5 Most Capitalized Stocks



Monetary Policy Rate: 8.00 %

### Business News

#### Term of the day

#### Appraisal Right:

The right of shareholders to demand the fair payment of securities undergoing a merger by a third party valuator

It's a protection policy for shareholders, preventing corporations involved in the merger from paying less than the company is worth to the shareholders

Dynamic House: Penthouse & 2<sup>nd</sup> Floor,  
20 Campbell Street, Lagos Island, Lagos  
P.O. Box 75649, Victoria Island  
Lagos,  
Nigeria.  
234-1-2702508  
[www.dynamicportfolio.com](http://www.dynamicportfolio.com)