



DYNAMIC PORTFOLIO LIMITED

(Member of The Nigerian Stock Exchange)

Registered by Securities and Exchange Commission

DAILY STOCK MARKET WATCH

(About The Market Today 07/07/09)

Market Capitalization closed at N5,966.98 billion from N6,177.29 indicating a dropped of N210.31 billion.

Similarly, the all share index dropped by 922.14 to close at 26,164.42 points from 27,086.56.

Market patronage in terms of **Volume** of shares exchanged by investors dropped by 35.86 million ordinary shares or 9.32 percent when compared with the position in the last trading day. In essence, an aggregate of 348.99 million ordinary shares were traded in 11,168 deals today as against a volume of 384.85 million traded in 8,549 deals in the previous transaction.

Turnover by value was on the downswing like volume as it closed at N3.32 billion; N0.08 billion or 2.35 percent drop as against N3.40 billion worth of stocks traded in the previous trading day.

Table 1
Market Statistics

	Today 07/07/2009	Previous day 03/07/2009	% Change
NSE All-Share Index	26,164.42	27,086.56	-3.40
Total Deals	11,168	8,549	30.64
Volume Traded (M)	348.99	384.85	-9.32
Value Traded (N'B)	3.32	3.40	-2.35
Turn Over Ratio %	0.06	0.06	0.00% Change Point
Mkt. Capt. (N'B)	5,966.98	6,177.29	-3.40

Guinness Nigeria Plc lead the top gainers list again as the stock added N2.94 or 2.35 percent to its share price to close the market at N128.00 from its opening price of N125.06. **Nigerian Bottling Company Plc** came second on the list, having gained N1.12 or 4.98 percent as it opened and closed the day at N22.49 and N23.61 respectively.

Table 2

Stock	Openin g Price (N:K)	Closing Price (N:K)	Absolut e Change (N:K)	% rise
GUINNESS	125.06	128.00	+2.94	2.35
NBC	22.49	23.61	+1.12	4.98
WAPCO	26.77	27.75	+0.98	3.66
UNILEVER	13.50	14.17	+0.67	4.96
DANGSUGAR	17.78	18.45	+0.67	3.77

Figure 1

Top 5 Price Gainers

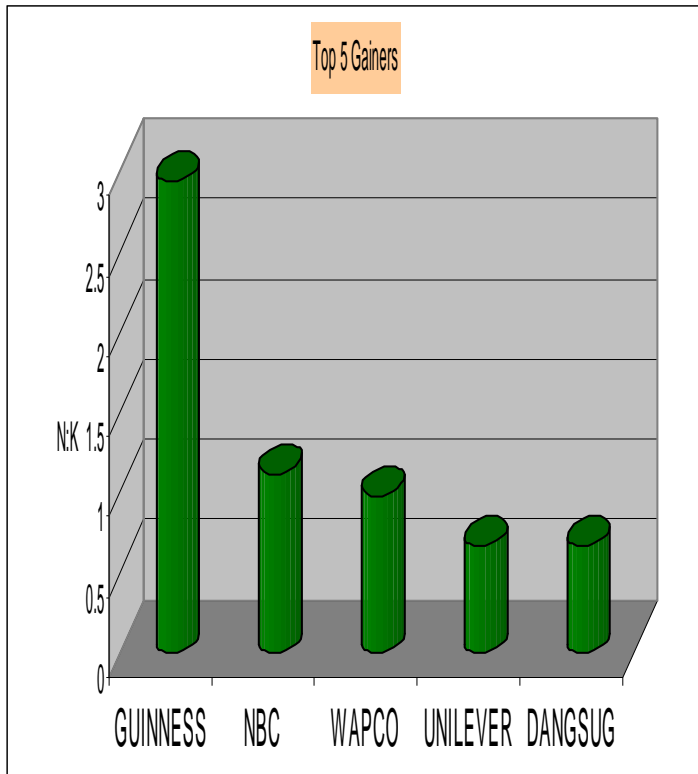
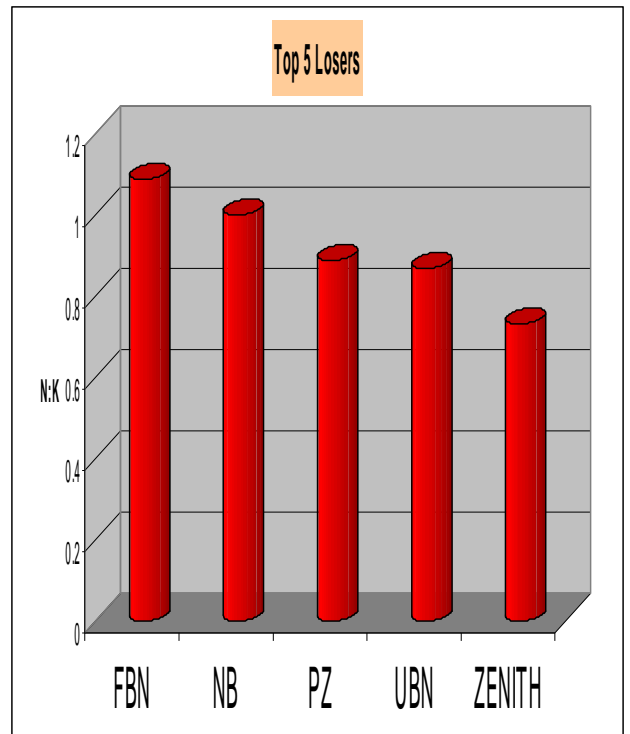


Figure 2

Top 5 Price Losers



On the losers' chart, **First Bank of Nigeria Plc** lead the table for the day as the company share price declined by N1.09 or 4.95 percent to close the market at N20.91 per share, from it opening price of N22.00. Followed on the Chart was **Nigeria Breweries Plc** that lost N1.00 or 2.00 percent to close the day at N49.00 per share.

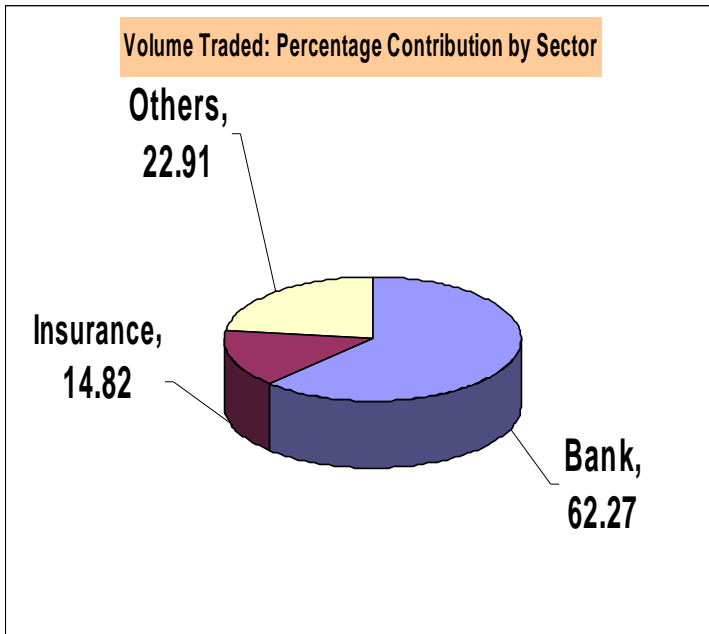
Trading Activities (Sectors/Individuals)

The **Bank sector** emerges as the top traded Sector today in volume among the 30 listed sectors in the Nigeria Stock Exchange Floor. The sector recorded 217.33 million ordinary shares traded to control 62.27 percent of the aggregate volume of shares traded. The **Insurance sector**, with 51.71 million ordinary shares, traded trailed behind the Insurance sector which represents 14.82 percent of the total volume traded.

Table 3

Stock	Opening Price (N:K)	Closing Price (N:K)	Absolute Change (N:K)	% drop
FIRSTBANK	22.00	20.91	-1.09	-4.95
NB	50.00	49.00	-1.00	-2.00
PZ	19.21	18.32	-0.89	-4.63
UBN	17.65	16.78	-0.87	-4.93
ZENITHBANK	14.67	13.94	-0.73	-4.98

Figure 3



Zenith Bank Plc emerges first as the most patronized stock for the day. Investors traded 37.76 million ordinary shares to controlled 17.37 percent of the aggregate volume traded in the **Banking sector** and 10.82 percent of the entire market. **United Bank for Africa Plc** (25.99 million ordinary shares) emerged second position on the list.

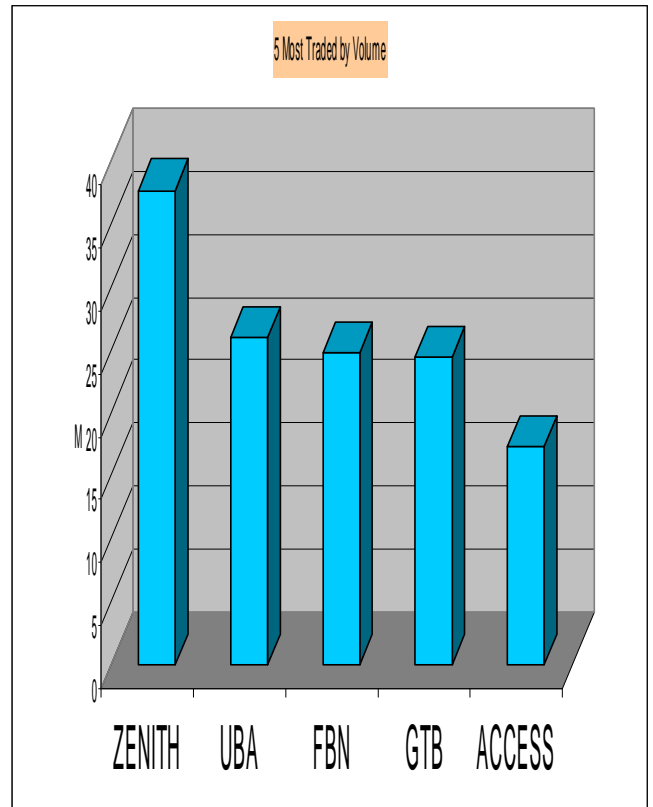
Table 4

5 Most Traded Stocks by Volume

Stock	Price (N: K)	Volume (M)
ZENITHBANK	13.94	37.76
UBA	12.83	25.99
FIRSTBANK	20.91	24.84
GUARANTY	13.76	24.44
ACCESS	6.91	17.33

Figure 4

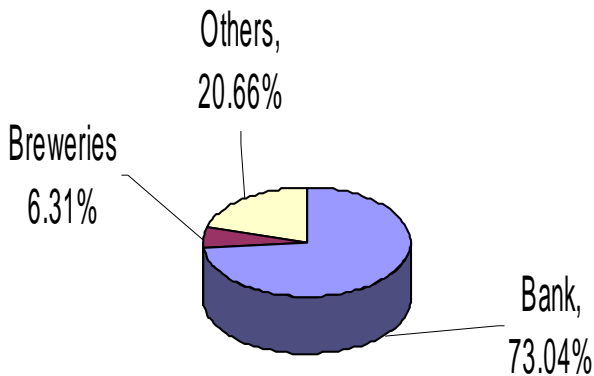
5 Most traded Stocks by Volume



The **Banking** sector was the most active in value traded as the stocks worth N2,427.82 million for a 73.04 percent of the aggregate traded value for the day. The **Breweries** sector (N209.63 million) followed, representing 6.31 percent of the overall value traded.

Figure 5

Value Traded: Percentage Contribution by sector



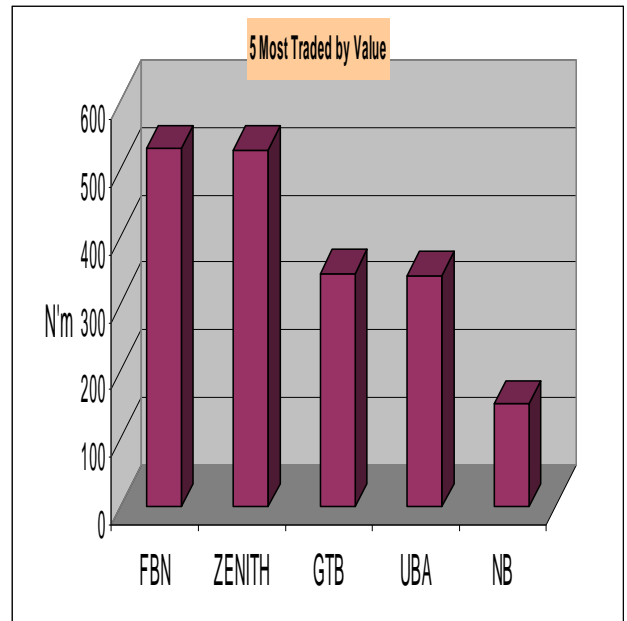
Analysis on individual company basis showed that **First Bank Plc** led the highest trading by value at N530.45 million today. The figure controlled 21.85 percent of total traded value in the Banking sector and 15.96 percent of the overall value traded for the whole market. **Zenith Bank Plc** (N529.47 million) was the second highest.

Table 5

5 Most Traded Stocks by Value

Stock	Price (N:K)	Value (N'M)
FIRSTBANK	20.91	530.45
ZENITHBANK	13.94	529.47
GUARANTY	13.76	346.35
UBA	12.83	342.52
NB	49.00	152.64

Figure 6
5 Most Traded Stocks by Value



Market Capitalization:

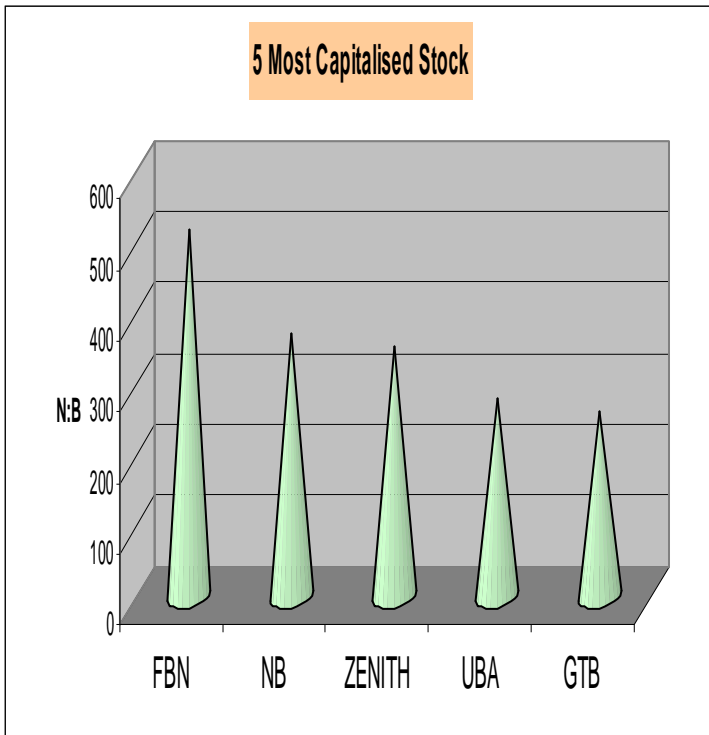
First Bank of Nigeria Plc is the highest capitalized stock at N543.96 billion today. This was followed by **Nigerian Breweries Plc** with N389.47 billion. **Zenith Bank Plc** N375.50 billion, **UBA Plc** with N301.26 billion and **Guaranty Trust Bank Plc** N287.83 billion to maintained the third, fourth and fifth positions respectively.

Table 6
5 Most Capitalized Stocks

Stock	Mkt. Capt. (N'B)	% of Top 5	% of Total
FIRSTBANK	517.01	29.14	8.66
NB	370.57	20.89	6.21
ZENITHBANK	350.13	19.74	5.87
UBA	276.48	15.58	4.63
GUARANTY	259.88	14.65	4.36
Total	1,774.07	100	29.73
Others	4,192.91		70.27
Grand Total	5,966.98		100.00

Figure 7

5 Most Capitalized Stocks



Monetary Policy Rate: 8.00 %

Business News

Term of the day

EARNINGS SEASON

The months in which a majority of quarterly corporate earnings are released to the public. Earnings season occurs in the month following the end of each quarter: January, April, July or October

Dynamic House: Penthouse & 2nd Floor,
20 Campbell Street, Lagos Island, Lagos
P.O. Box 75649, Victoria Island
Lagos,
Nigeria.
234-1-2702508
www.dynamicportfolio.com