



# DYNAMIC PORTFOLIO LIMITED

**(Member of The Nigerian Stock Exchange)**

Registered by Securities and Exchange Commission

## DAILY STOCK MARKET WATCH

### (About The Market Today 21/07/09)

The Nigerian Stock Exchange (NSE) all share index which is the major barometer for the performance of the market, closed at 22,664.29 down from the opening value of 23,110.03.

Also the Nigerian Stock Exchange (NSE) capitalization which measures the value of equities closed at N5,195.38 billion indicating a fall of N102.18 billion today.

Market patronage in terms of **Volume** of shares exchanged by investors rose by 67.22 million ordinary shares or 28.17 percent when compared with the position of yesterday. In essence, an aggregate of 305.85 million ordinary shares were traded in 6,697 deals today as against a volume of 238.63 million traded in 5,495 deals in the previous transaction.

Turnover by value was on the upswing like volume as it closed at N2.29 billion; N0.39 billion or 20.53 percent drop as against N1.90 billion worth of stocks traded in the previous trading day.

Table 1

### Market Statistics

	Today 21/07/2009	Previous day 20/07/2009	% Change
<b>NSE All-Share Index</b>	<b>22,664.29</b>	<b>23,110.03</b>	<b>-1.93</b>
<b>Total Deals</b>	<b>6,697</b>	<b>5,495</b>	<b>21.87</b>
<b>Volume Traded (M)</b>	<b>305.85</b>	<b>238.63</b>	<b>28.17</b>
<b>Value Traded (N'B)</b>	<b>2.29</b>	<b>1.90</b>	<b>20.53</b>
<b>Turn Over Ratio %</b>	<b>0.06</b>	<b>0.05</b>	<b>20.00% Change Point</b>
<b>Mkt. Capt. (N'B)</b>	<b>5,195.38</b>	<b>5,297.56</b>	<b>-1.93</b>

**UACN Plc** lead the top gainers list again as the stock added N0.67 or 1.79 percent to its share price to close the market at N38.19 from its opening price of N37.52. **UNILEVER Plc** came second on the list, having gained N0.54 or 4.98 percent as it opened and closed the day at N10.85 and N11.39 respectively.

Table 2

Stock	Openin g Price (N:K)	Closing Price (N:K)	Absolut e Change (N:K)	% rise
UACN	37.52	38.19	+0.67	<b>1.79</b>
UNILEVER	10.85	11.39	+0.54	<b>4.98</b>
GUINNESS	130.00	130.50	+0.50	<b>0.38</b>
NAHCO	7.22	7.58	+0.36	<b>4.99</b>
UBA	10.15	10.50	+0.35	<b>3.45</b>

Figure 1

**Top 5 Price Gainers**

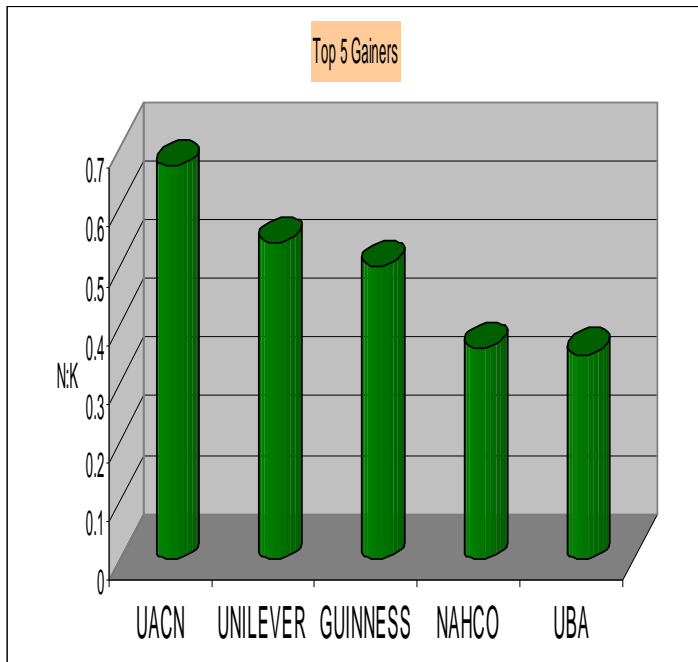
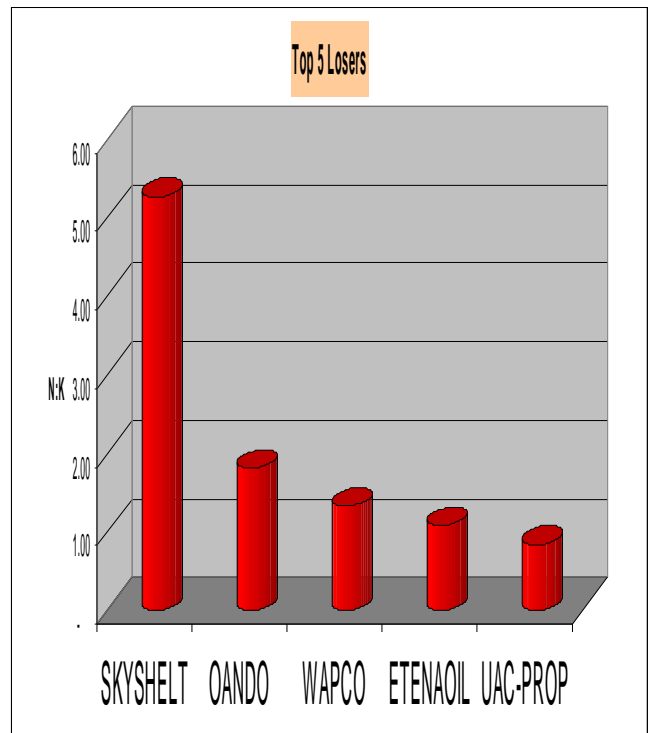


Figure 2

**Top 5 Price Losers**



On the losers' chart, **SKYESHELT Plc** lead the table for the day as the company share price declined by N5.27 or 5.00 percent to close the market at N100.19 per share, from it opening price of N105.46. Followed on the Chart was **Oando Plc** that lost N1.81 or 2.07 percent to close the day at N85.70 per share.

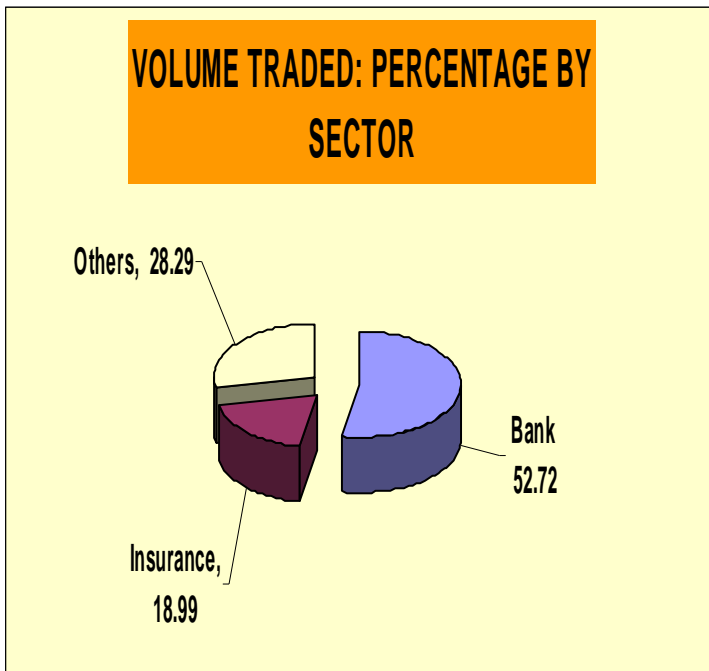
Table 3

Stock	Opening Price (N:K)	Closing Price (N:K)	Absolute Change (N:K)	% drop
SKYESHELT	105.46	100.19	-5.27	-5.00
OANDO	87.51	85.70	-1.81	-2.07
WAPCO	26.68	25.36	-1.32	-4.95
ETENAOIL	21.75	20.67	-1.08	-4.97
UAC-PROP	16.91	16.07	-0.84	-4.97

**Trading Activities (Sectors/Individuals)**

The **Banking sector** emerges as the top traded Sector today in volume among the 30 listed sectors in the Nigeria Stock Exchange Floor. The sector recorded 161.25 million ordinary shares traded to control 52.72 percent of the aggregate volume of shares traded. The **Insurance sector**, with 58.07 million ordinary shares, traded trailed behind the Insurance sector which represents 18.99 percent of the total volume traded.

Figure 3



**Zenith Bank Plc** emerges first as the most patronized stock for the day. Investors traded 45.69 million ordinary shares to controlled 28.33 percent of the aggregate volume traded in the **Banking sector** and 14.94 percent of the entire market. **United Bank for Africa Plc** (26.78 million ordinary shares) emerged second position on the list.

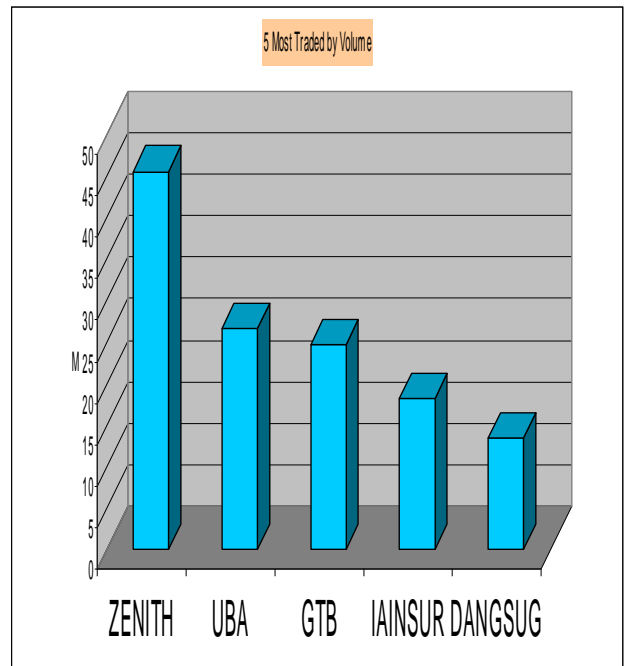
Table 4

5 Most Traded Stocks by Volume

Stock	Price (N: K)	Volume (M)
ZENITHBANK	10.91	45.69
UBA	10.50	26.78
GUARANTY	13.31	24.77
IAINSURE	0.50	18.27
DANGSUGAR	13.94	13.61

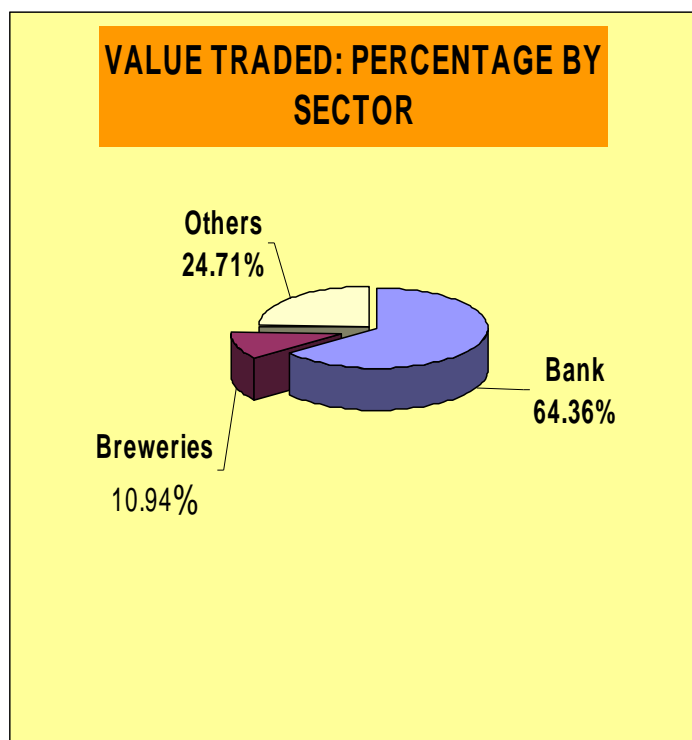
Figure 4

5 Most traded Stocks by Volume



The **Banking** sector was the most active in value traded as the stocks worth N1,474.42 million for a 64.36 percent of the aggregate traded value for the day. The **Breweries** sector (N250.63 million) followed, representing 17.57 percent of the overall value traded.

Figure5



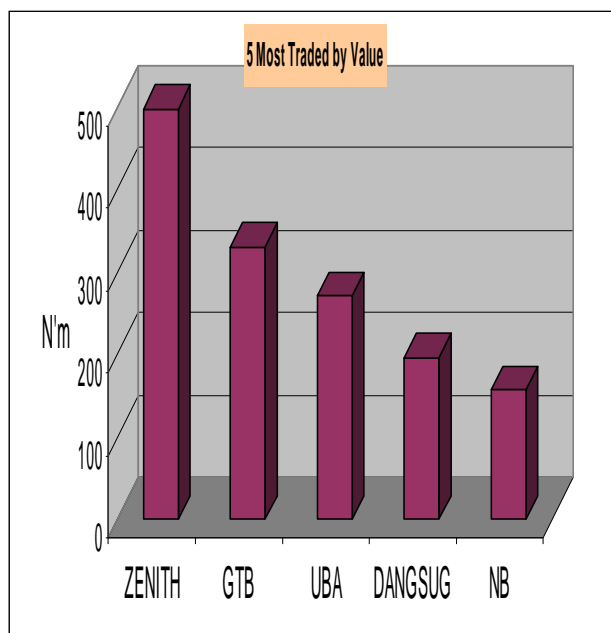
Analysis on individual company basis showed that **Zenith Bank Plc** led the highest trading by value at N499.66 million today. The figure controlled 33.89 percent of total traded value in the Banking sector and 21.81 percent of the overall value traded for the whole market. **Guaranty Trust Bank Plc** (N331.01 million) was the second highest.

Table 5

5 Most Traded Stocks by Value

Stock	Price (N:K)	Value (N'M)
ZENITHBANK	10.91	499.66
GUARANTY	13.31	331.01
UBA	10.50	271.83
DANGSUGAR	13.94	197.32
NB	52.63	157.11

Figure 6  
5 Most Traded Stocks by Value



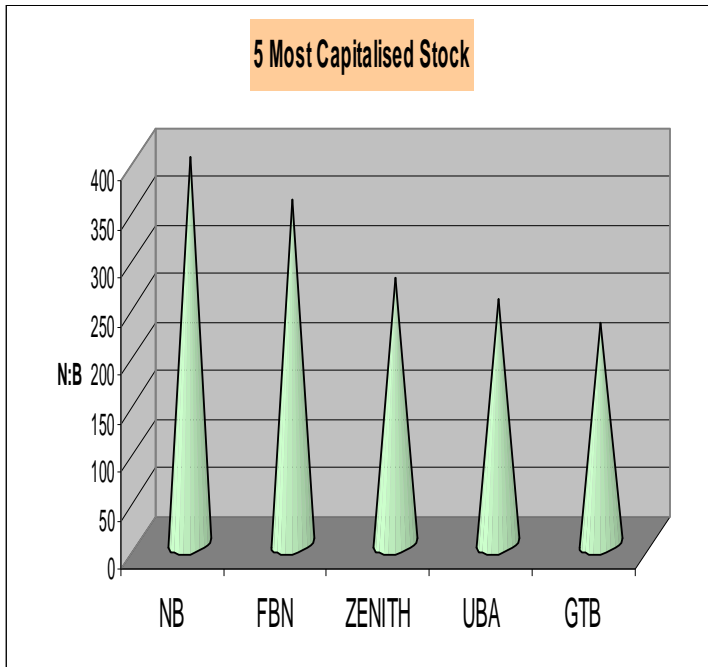
**Market Capitalization:**

**Nigeria Breweries Plc** is the highest capitalized stock at N398.02 billion today. This was followed by **First Bank of Nigeria Plc** with N353.82 billion. **Zenith Bank Plc** N274.03 billion, **Guaranty Plc** with N251.38 billion and **UBA Bank Plc** N226.27 billion to maintained the third, fourth and fifth positions respectively.

Table 6  
5 Most Capitalized Stocks

Stock	Mkt. Capt. (N'B)	% of Top 5	% of Total
NB	398.02	26.47	7.66
FIRSTBANK	353.82	23.53	6.81
ZENITHBANK	274.03	18.23	5.27
GUARANTY	251.38	16.72	4.84
UBA	226.27	15.05	4.36
<b>Total</b>	<b>1,503.52</b>	<b>100</b>	<b>28.94</b>
<b>Others</b>	<b>3,691.86</b>		<b>71.06</b>
<b>Grand Total</b>	<b>5,195.38</b>		<b>100.00</b>

Figure 7  
5 Most Capitalized Stocks



Monetary Policy Rate: 6.00 %

### Business News

No news

### Term of the day:

### ACTIVITY RATIO:

Accounting ratios that measure a firm's ability to convert different accounts within their balance sheets into cash or sales

Companies will typically try to turn their production into cash or sales as fast as possible because this will generally lead to higher revenues.

Dynamic House: Penthouse & 2<sup>nd</sup> Floor,  
20 Campbell Street, Lagos Island, Lagos  
P.O. Box 75649, Victoria Island  
Lagos,  
Nigeria.  
234-1-2702508  
[www.dynamicportfolio.com](http://www.dynamicportfolio.com)