



DYNAMIC PORTFOLIO LIMITED

(Member of The Nigerian Stock Exchange)

Registered by Securities and Exchange Commission

DAILY STOCK MARKET WATCH

(About The Market Today 20/07/09)

The Nigerian Stock Exchange (NSE) all share index which is the major barometer for the performance of the market, closed at 23,110.03 down from the opening value of 23,656.42

Also the Nigerian Stock Exchange (NSE) capitalization which measures the value of equities closed at N5,297.56 billion indicating a fall of N125.25 billion today.

Market patronage in terms of **Volume** of shares exchanged by investors drop by 201.39 million ordinary shares or 45.77 percent when compared with the position in the last trading day. In essence, an aggregate of 238.63 million ordinary shares were traded in 5,495 deals today as against a volume of 440.02 million traded in 9,390 deals in the previous transaction.

Turnover by value was on the downswing like volume as it closed at N1.90 billion; N1.17 billion or 38.11 percent drop as against N3.07 billion worth of stocks traded in the previous trading day.

Table 1

Market Statistics

	Today 20/07/2009	Previous day 17/07/2009	% Change
NSE All-Share Index	23,110.03	23,656.42	-2.31
Total Deals	5,495	9,390	-41.48
Volume Traded (M)	238.63	440.02	-45.77
Value Traded (N'B)	1.90	3.07	-38.11
Turn Over Ratio %	0.05	0.08	-37.50% Change Point
Mkt. Capt. (N'B)	5,297.56	5,422.81	-2.31

WAPCO Plc lead the top gainers list again as the stock added N1.18 or 4.63 percent to its share price to close the market at N26.68 from its opening price of N25.50. **UACN Plc** came second on the list, having gained N1.12 or 3.08 percent as it opened and closed the day at N36.40 and N37.52 respectively.

Table 2

Stock	Opening Price (N:K)	Closing Price (N:K)	Absolute Change (N:K)	% rise
WAPCO	25.50	26.68	+1.18	4.63
UACN	36.40	37.52	+1.12	3.08
PZ	19.45	20.41	+0.96	4.94
DANGSUGAR	13.99	14.66	+0.67	4.79
NB	52.35	53.00	+0.65	1.24

Figure 1

Top 5 Price Gainers

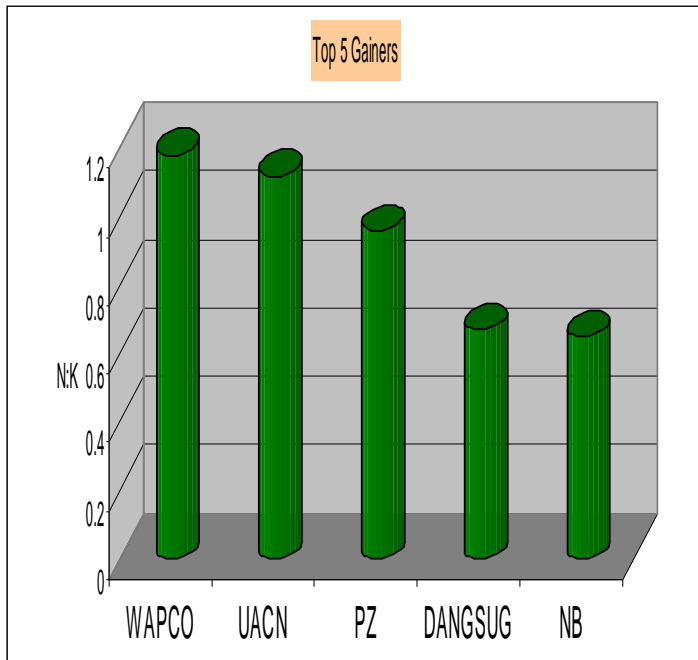
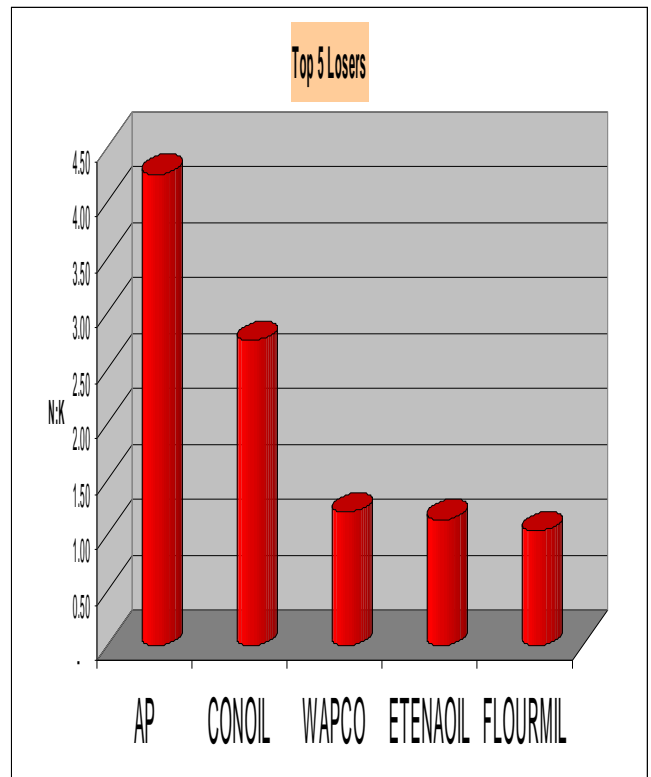


Figure 2

Top 5 Price Losers



On the losers' chart, **AP Plc** lead the table for the day as the company share price declined by N4.03 or 4.99 percent to close the market at N76.75 per share, from it opening price of N80.78. Followed on the Chart was **Oando Plc** that lost N2.35 or 2.62 percent to close the day at N87.51 per share.

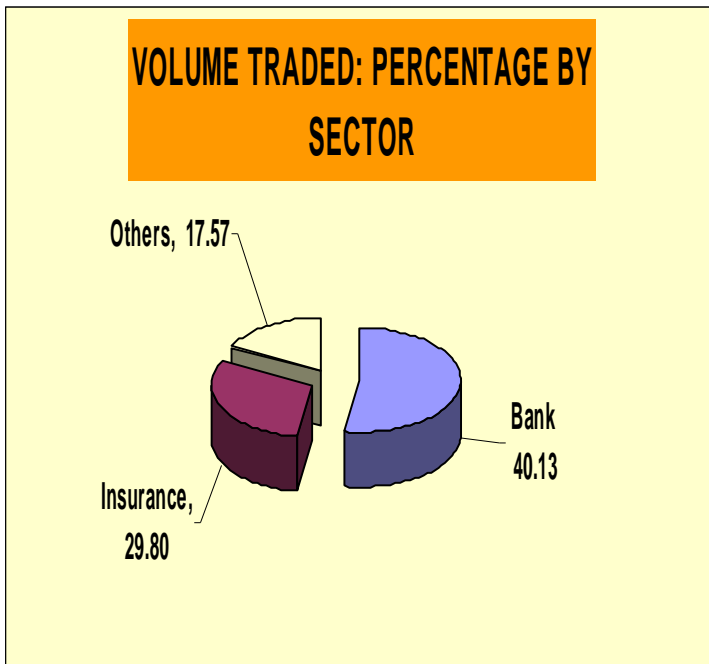
Table 3

Stock	Opening Price (N:K)	Closing Price (N:K)	Absolute Change (N:K)	% drop
AP	80.78	76.75	-4.03	-4.99
OANDO	89.86	87.51	-2.35	-2.62
BCC	34.44	32.72	-1.72	-4.99
GUINNESS	131.05	130.00	-1.05	-0.80
FLOURMILL	19.63	18.65	-0.98	-4.99

Trading Activities (Sectors/Individuals)

The **Banking sector** emerges as the top traded Sector today in volume among the 30 listed sectors in the Nigeria Stock Exchange Floor. The sector recorded 125.60 million ordinary shares traded to control 52.63 percent of the aggregate volume of shares traded. The **Insurance sector**, with 71.10 million ordinary shares, traded trailed behind the Insurance sector which represents 29.80 percent of the total volume traded.

Figure 3



Zenith Bank Plc emerges first as the most patronized stock for the day. Investors traded 47.37 million ordinary shares to controlled 37.71 percent of the aggregate volume traded in the **Banking sector** and 19.85 percent of the entire market. **Investment and Allied Assurance Plc** (28.64 million ordinary shares) emerged second position on the list.

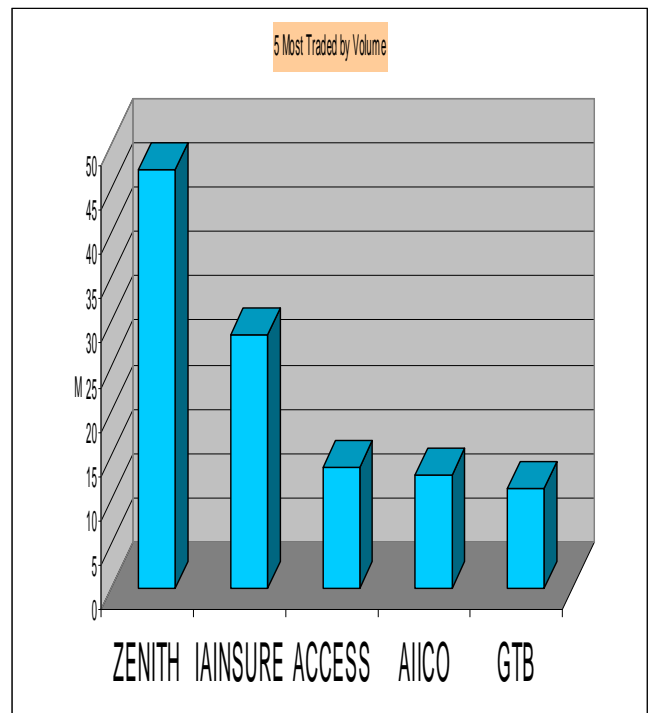
Table 4

5 Most Traded Stocks by Volume

Stock	Price (N: K)	Volume (M)
ZENITHBANK	11.48	47.37
IAINSURE	0.50	28.64
ACCESS	5.77	13.79
AIICO	0.93	12.83
GUARANTY	13.00	11.42

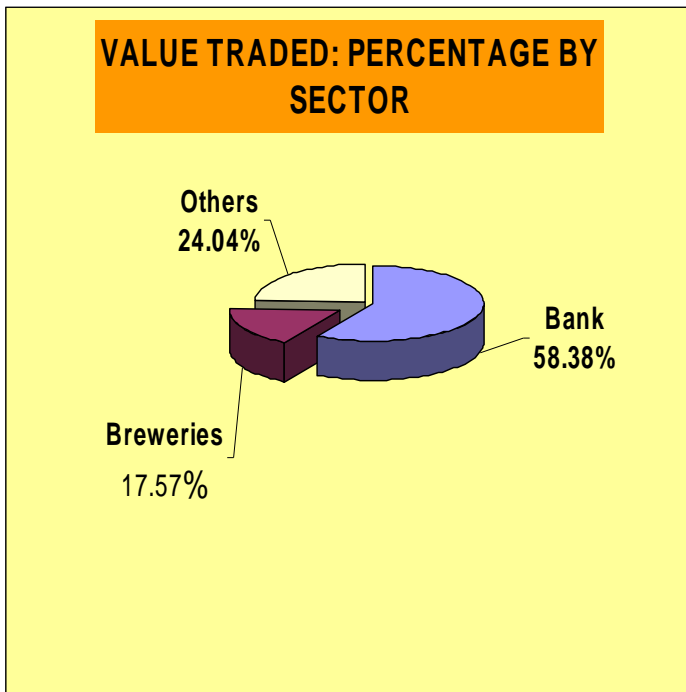
Figure 4

5 Most traded Stocks by Volume



The **Banking** sector was the most active in value traded as the stocks worth N1,111.98 million for a 58.38 percent of the aggregate traded value for the day. The **Breweries** sector (N334.72 million) followed, representing 17.57 percent of the overall value traded.

Figure 5



Analysis on individual company basis showed that **Zenith Bank Plc** led the highest trading by value at N543.96 million today. The figure controlled 48.92 percent of total traded value in the Banking sector and 28.56 percent of the overall value traded for the whole market. **Nigeria Breweries Plc** (N207.67 million) was the second highest.

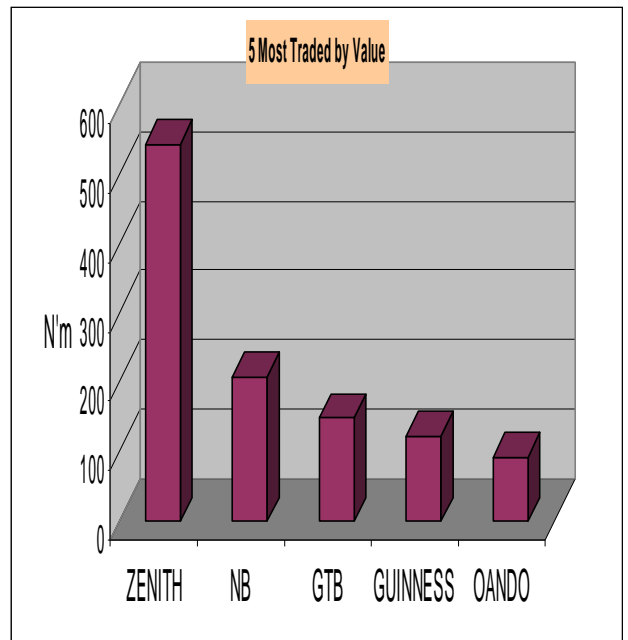
Table 5

5 Most Traded Stocks by Value

Stock	Price (N:K)	Value (N'M)
ZENITHBANK	11.48	543.96
NB	53.00	207.67
GUARANTY	13.00	149.16
GUINNESS	130.00	123.98
OANDO	87.51	92.17

Figure 6

5 Most Traded Stocks by Value



Market Capitalization:

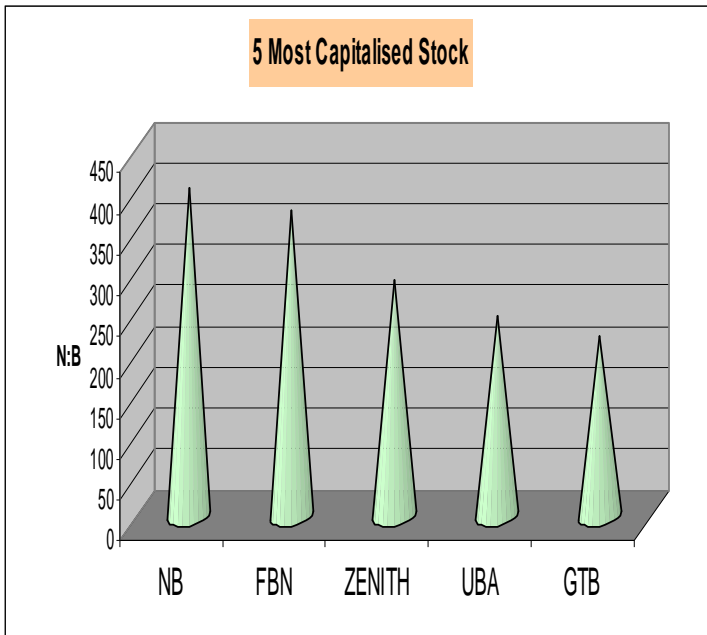
Nigeria Breweries Plc is the highest capitalized stock at N400.82 billion today. This was followed by **First Bank of Nigeria Plc** with N372.36 billion. **Zenith Bank Plc** N288.35 billion, **Guaranty Plc** with N245.52 billion and **UBA Bank Plc** N218.72 billion to maintained the third, fourth and fifth positions respectively.

Table 6

5 Most Capitalized Stocks

Stock	Mkt. Capt. (N'B)	% of Top 5	% of Total
NB	400.82	24.91	7.57
FIRSTBANK	372.36	24.40	7.03
ZENITHBANK	288.35	18.90	5.44
GUARANTY	245.52	16.09	4.63
UBA	218.72	14.34	4.13
Total	1,525.77	100	28.80
Others	3,771.79		71.20
Grand Total	5,297.56		100.00

Figure 7
5 Most Capitalized Stocks



Monetary Policy Rate: 6.00 %

Business News

No news

Term of the day:

LOAN DOWN:

A specified period when an employee of a public company is barred from selling - and occasionally buying - his or her company's stock.

Dynamic House: Penthouse & 2nd Floor,
20 Campbell Street, Lagos Island, Lagos
P.O. Box 75649, Victoria Island
Lagos,

Nigeria.
234-1-2702508
www.dynamicportfolio.com