



DYNAMIC PORTFOLIO LIMITED

(Member of The Nigerian Stock Exchange)

Registered by Securities and Exchange Commission

DAILY STOCK MARKET WATCH

(About The Market Today 20/08/09)

The capitalization of equities fell further by N92.83 billion to close lower at N5,083.28 billion, down from N5,176.11 billion the previous day.

13 Stocks appreciated today lower than 17 stocks that appreciated yesterday.

Market patronage in terms of **Volume** of shares exchanged by investors drop by 48.10 million ordinary shares or 11.79 percent when compared with the position of yesterday. In essence, an aggregate of 359.72 million ordinary shares were traded in 4,707 deals today as against a volume of 407.82 million traded in 5,481 deals in the previous transaction.

Turnover by value was on the downswing like volume as it closed at N1.98 billion; N0.19 billion or 8.76 percent drop as against N2.17 billion worth of stocks traded in the previous trading day

Table 1
Market Statistics

	Today 20/08/2009	Previous day 19/08/2009	% Change
NSE All-Share Index	22,175.24	22,580.00	-1.79
Total Deals	4,707	5,481	-14.12
Volume Traded (M)	359.72	407.82	-11.79
Value Traded (N'B)	1.98	2.17	-8.76
Turn Over Ratio %	0.07	0.08	-12.50% Change Point
Mkt. Capt. (N'B)	5,083.28	5,176.11	-1.79

Guinness Plc lead the top gainers list again as the stock added N6.10 or 4.49 percent to its share price to close the market at N142.10 from its opening price of N136.00. **UACN Plc** came second on the list, having gained N1.35 or 3.83 percent as it opened and closed the day at N35.25 and N36.60 respectively.

Table 2

Stock	Opening Price (N:K)	Closing Price (N:K)	Absolute Change (N:K)	% rise
GUINNESS	136.00	142.10	+6.10	4.49
UACN	35.25	36.60	+1.35	3.83
CCNN	8.53	8.95	+0.42	4.92
PZ	18.50	18.90	+0.40	2.16
CUSTOYINS	2.32	2.42	+0.10	4.31

Figure 1
Top 5 Price Gainers

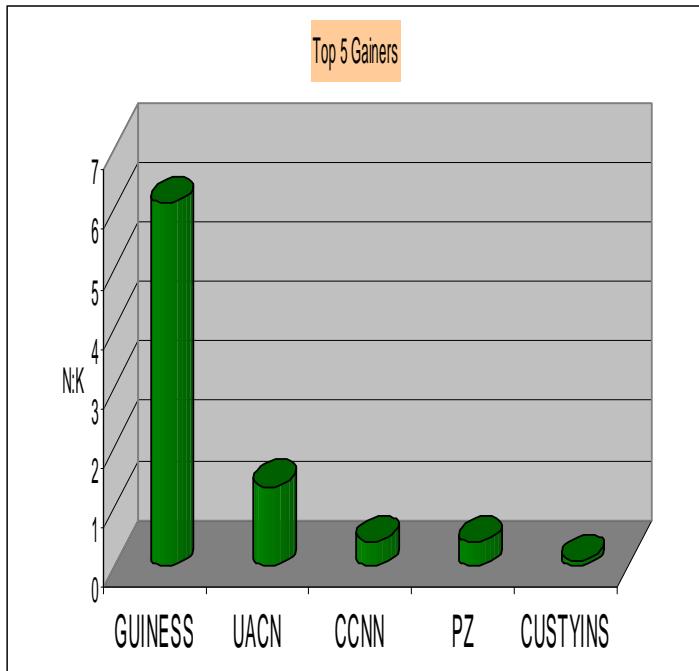
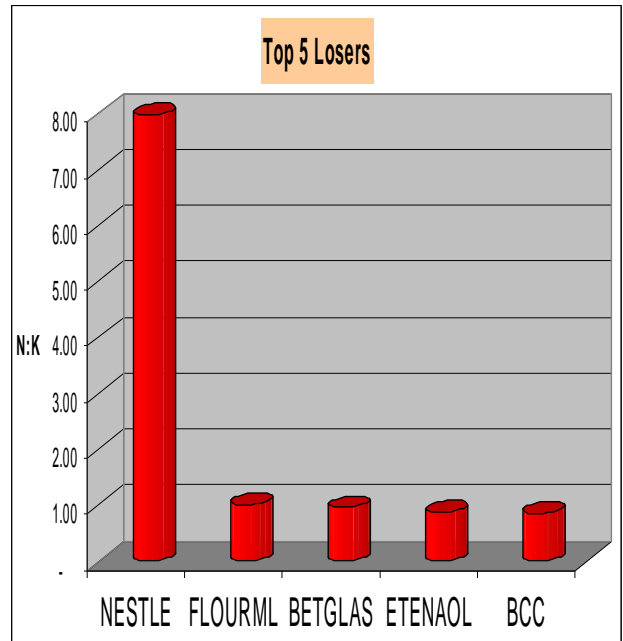


Figure 2

Top 5 Price Losers



On the losers' chart, **Nestle Plc** lead the table for the day as the company share price declined by N7.98 or 3.89 percent to close the market at N197.02 per share, from it opening price of N205.00. Followed on the Chart was **Flourmills Nig Plc** that lost N1.02 or 4.97 percent to close the day at N19.50 per share.

Trading Activities (Sectors/Individuals)

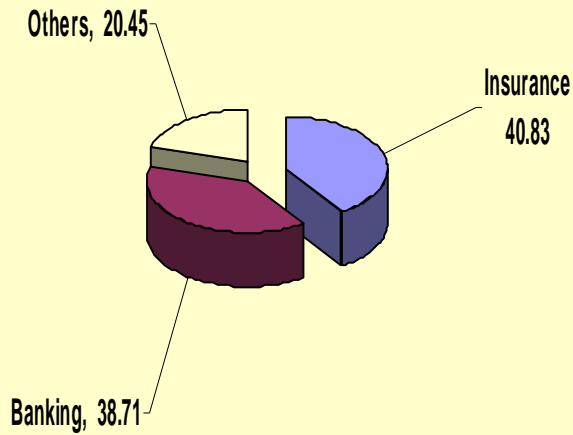
The **Insurance sector** emerges as the top traded Sector today in volume among the 30 listed sectors in the Nigeria Stock Exchange Floor. The sector recorded 146.89 million ordinary shares traded to control 40.83 percent of the aggregate volume of shares traded. The **Banking sector**, with 139.25 million ordinary shares, traded trailed behind the Insurance sector which represents 38.71 percent of the total volume traded.

Table 3

Stock	Opening Price (N:K)	Closing Price (N:K)	Absolute Change (N:K)	% drop
NESTLE	205.00	197.02	-7.98	-3.89
FLOURMILL	20.52	19.50	-1.02	-4.97
BETAGLAS	19.38	18.42	-0.96	-4.95
ETERNAOIL	17.73	16.85	-0.88	-4.96
BCC	36.56	35.70	-0.86	-2.35

Figure 3

VOLUME TRADED: PERCENTAGE BY SECTOR



Standard Alliance Plc emerges first as the most patronized stock for the day. Investors traded 113.86 million ordinary shares to controlled 77.51 percent of the aggregate volume traded in the **Insurance sector** and 31.65 percent of the entire market. **Access Bank Plc** (28.26 million ordinary shares) emerged second position on the list.

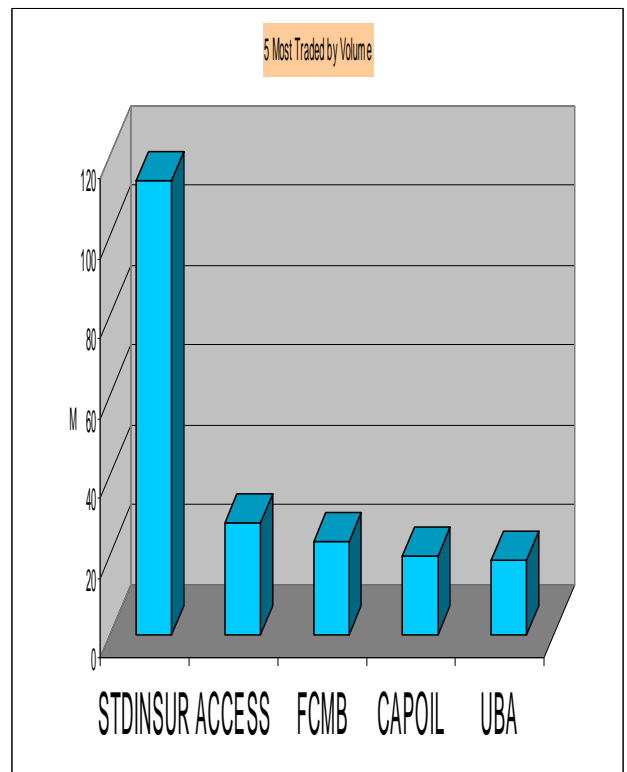
Table 4

5 Most Traded Stocks by Volume

Stock	Price (N: K)	Volume (M)
STDINSURE	1.14	113.86
ACCESS	5.19	28.26
FCMB	5.61	23.51
CAPOIL	1.37	20.00
UBA	10.11	19.18

Figure 4

5 Most traded Stocks by Volume



Monetary Policy Rate: 6.00 %

Business News

No news

Term of the day:

EARNINGS SEASON

The months in which a majority of quarterly corporate earnings are released to the public. Earnings season occurs in the month following the end of each quarter: January, April, July or October.

Dynamic House: Penthouse & 2nd Floor,
20 Campbell Street, Lagos Island, Lagos
P.O. Box 75649, Victoria Island
Lagos,
Nigeria.
234-1-2702508
www.dynamicportfolio.com