



DYNAMIC PORTFOLIO LIMITED

(Member of The Nigerian Stock Exchange)

Registered by Securities and Exchange Commission

DAILY STOCK MARKET WATCH

(About The Market Today 13/07/09)

The Nigerian Stock Exchange All share index today dropped by 111.87 to close at 25,988.77.

Moreover, Market capitalization closed at N5,957.46 billion compared to N5,983.10 in the previous trading.

Market patronage in terms of **Volume** of shares exchanged by investors rose by 167.88 million ordinary shares or 59.60 percent when compared with the position in the last trading day. In essence, an aggregate of 449.55 million ordinary shares were traded in 9,397 deals today as against a volume of 281.67 million traded in 6,882 deals in the previous transaction.

Turnover by value was on the upswing like volume as it closed at N3.63 billion; N1.59 billion or 77.94 percent rise as against N2.04 billion worth of stocks traded in the previous trading day.

Table 1
Market Statistics

	Today 13//07/2009	Previous day 10//07/2009	% Change
NSE All-Share Index	25,988.77	26,100.64	-0.43
Total Deals	9,397	6,882	36.54
Volume Traded (M)	449.55	281.67	59.60
Value Traded (N'B)	3.63	2.04	77.94
Turn Over Ratio %	0.08	0.05	60.00%
Mkt. Capt. (N'B)	5,957.46	5,983.10	-0.43

Oando Plc lead the top gainers list again as the stock added N4.17 or 4.99 percent to its share price to close the market at N87.67 from its opening price of N83.50. **UACN Plc** came second on the list, having gained N1.61 or 4.47 percent as it opened and closed the day at N36.01 and N37.62 respectively.

Table 2

Stock	Opening Price (N:K)	Closing Price (N:K)	Absolute Change (N:K)	% rise
OANDO	83.50	87.67	+4.17	4.99
UACN	36.01	37.62	+1.61	4.47
FIRSTBANK	21.00	22.00	+1.00	4.76
UBN	16.05	16.85	+0.80	4.98
PZ	19.49	20.28	+0.79	4.05

Figure 1

Top 5 Price Gainers

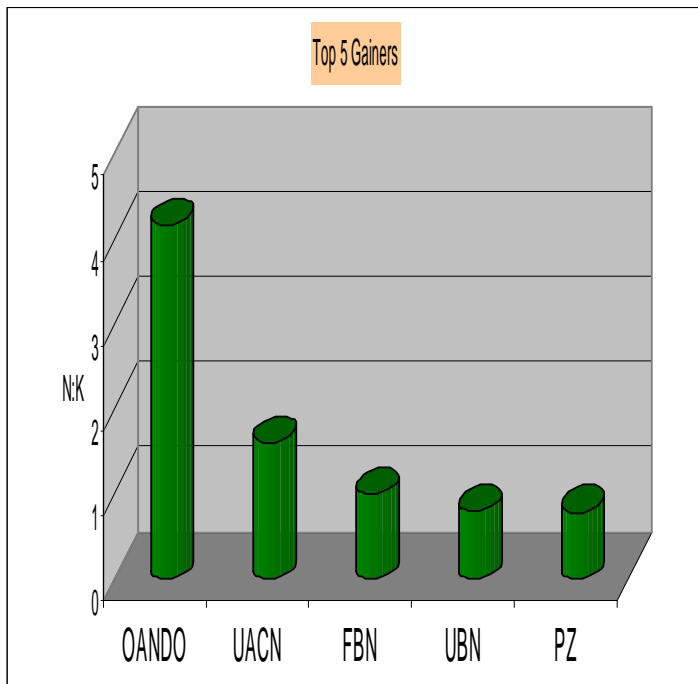
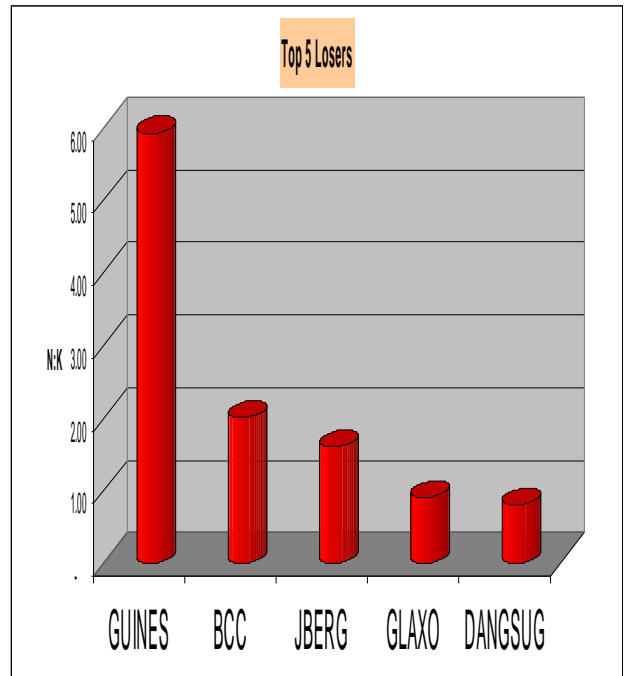


Figure 2

Top 5 Price Losers



On the losers' chart, **Guinness Plc** lead the table for the day as the company share price declined by N5.92 or 4.06 percent to close the market at N130.45 per share, from it opening price of N135.97. Followed on the Chart was **BCC Plc** that lost N2.00 or 4.83 percent to close the day at N83.50 per share.

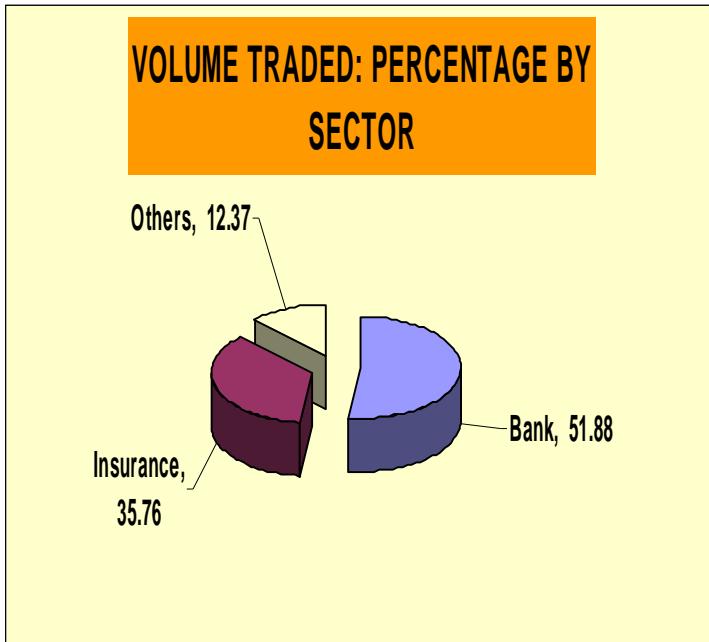
Trading Activities (Sectors/Individuals)

The **Banking sector** emerges as the top traded Sector today in volume among the 30 listed sectors in the Nigeria Stock Exchange Floor. The sector recorded 233.21 million ordinary shares traded to control 51.88 percent of the aggregate volume of shares traded. The **Insurance sector**, with 35.76 million ordinary shares, traded trailed behind the Insurance sector which represents 35.76 percent of the total volume traded.

Table 3

Stock	Opening Price (N:K)	Closing Price (N:K)	Absolute Change (N:K)	% drop
GUINNESS	135.97	130.45	-5.92	-4.06
BCC	41.40	39.40	-2.00	-4.83
JBERGER	32.16	30.56	-1.60	-4.98
GLAXOSMITH	18.00	17.10	-0.90	-5.00
DANGSUGAR	17.10	16.30	-0.80	-4.68

Figure 3



Gold Link Plc emerges first as the most patronized stock for the day. Investors traded 81.18 million ordinary shares to controlled 50.50 percent of the aggregate volume traded in the **Insurance sector** and 18.06 percent of the entire market. **First Bank of Nigeria Plc** (63.90 million ordinary shares) emerged second position on the list.

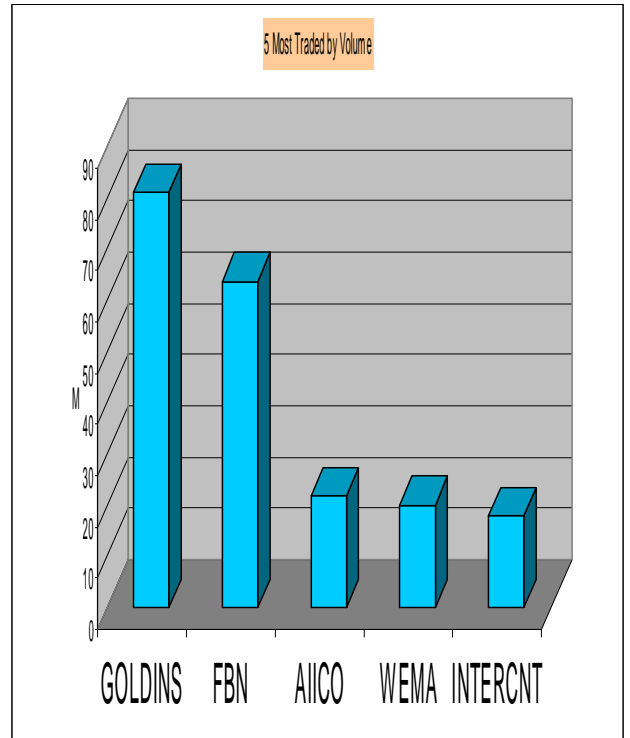
Table 4

5 Most Traded Stocks by Volume

Stock	Price (N: K)	Volume (M)
GOLDINSURE	0.50	81.18
FIRSTBANK	22.00	63.90
AIICO	1.04	22.00
WEMABANK	2.94	20.24
INTERCONT	7.93	18.22

Figure 4

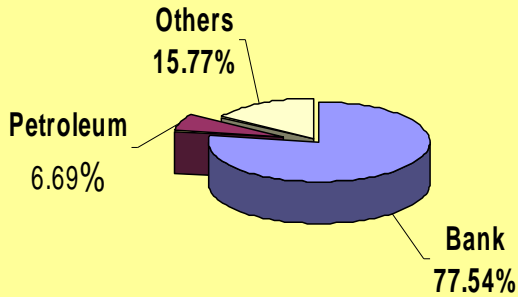
5 Most traded Stocks by Volume



The **Banking** sector was the most active in value traded as the stocks worth N2,816.69 million for a 77.54 percent of the aggregate traded value for the day. The **Petroleum (marketing)** sector (N242.91 million) followed, representing 6.69 percent of the overall value traded.

Figure5

VALUE TRADED: PERCENTAGE BY SECTOR



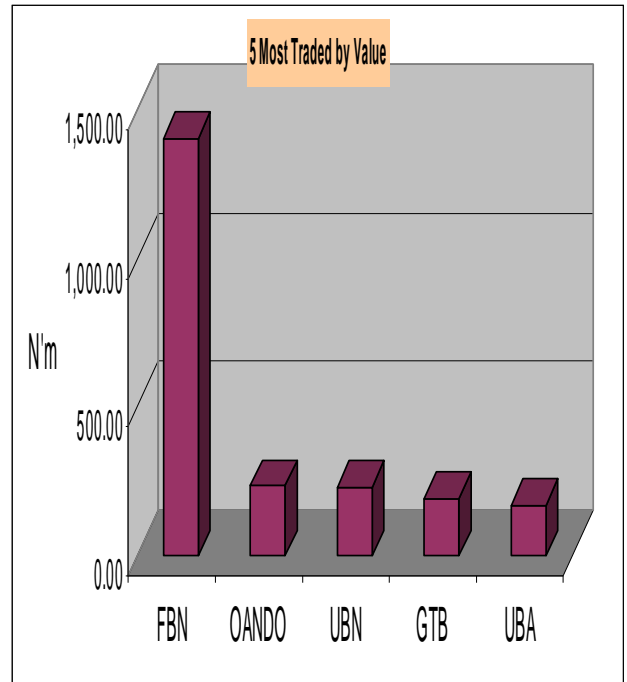
Analysis on individual company basis showed that **First Bank Plc** led the highest trading by value at N1,404.13 million today. The figure controlled 49.85 percent of total traded value in the Banking sector and 38.65 percent of the overall value traded for the whole market. **Oando Plc** (N234.91 million) was the second highest.

Table 5

5 Most Traded Stocks by Value

Stock	Price (N:K)	Value (N'M)
FIRSTBANK	22.00	1,404.13
OANDO	87.67	234.91
UBN	16.85	230.17
GUARANTY	13.23	194.67
UBA	13.05	172.28

Figure 6
5 Most Traded Stocks by Value



Market Capitalization:

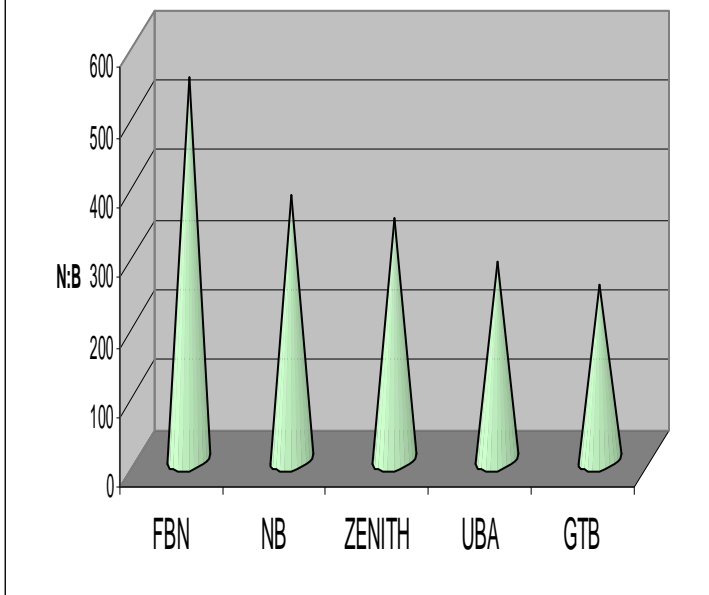
First Bank of Nigeria Plc is the highest capitalized stock at N543.96 billion today. This was followed by **Nigerian Breweries Plc** with N378.13 billion. **Zenith Bank Plc** N343.85 billion, **UBA Plc** with N281.22 billion and **Guaranty Trust Bank Plc** N249.87 billion to maintained the third, fourth and fifth positions respectively.

Table 6
5 Most Capitalized Stocks

Stock	Mkt. Capt. (N'B)	% of Top 5	% of Total
FIRSTBANK	543.96	30.27	9.13
NB	378.13	21.04	6.35
ZENITHBANK	343.85	19.13	5.77
UBA	281.22	15.65	4.72
GUARANTY	249.87	13.90	4.19
Total	1,797.03	100	30.16
Others	4,160.43		69.84
Grand Total	5,957.46		100.00

Figure 7
5 Most Capitalized Stocks

5 Most Capitalised Stock



Monetary Policy Rate: 8.00 %

Business News

Term of the day

BEAR MARKET:

A market condition in which the prices of securities are falling, and widespread pessimism causes the negative sentiment to be self-sustaining. As investors anticipate losses in a bear market and selling continues, pessimism only grows

Dynamic House: Penthouse & 2nd Floor,
20 Campbell Street, Lagos Island, Lagos
P.O. Box 75649, Victoria Island
Lagos,
Nigeria.
234-1-2702508
www.dynamicportfolio.com