



DYNAMIC PORTFOLIO LIMITED

(Member of The Nigerian Stock Exchange)

Registered by Securities and Exchange Commission

DAILY STOCK MARKET WATCH

(About The Market Today 12/08/09)

The downward trend of equity prices on the floor of The Nigerian Stock Exchange (NSE) persisted today. This has continuously impacted negatively on the major market indices as reflected at the close of trading activities for the day.

The Nigerian Stock Exchange (NSE) all share index which is the major barometer for the performance of the market, closed at 24,641.07 down from the opening value of 25,004.66.

Also the Nigerian Stock Exchange (NSE) capitalization which measures the value of equities closed at N5,648.52 billion indicating a fall of N83.35 billion today.

Market patronage in terms of **Volume** of shares exchanged by investors rose by 500.83 million ordinary shares or 142.53 percent when compared with the position of yesterday. In essence, an aggregate of 852.21 million ordinary shares were traded in 7,185 deals today as against a volume of 351.38 million traded in 9,502 deals in the previous transaction.

Turnover by value was on the upswing like volume as it closed at N8.77 billion; N6.33 billion or 259.43 percent rise as against N2.44 billion worth of stocks traded in the previous trading day.

Table 1
Market Statistics

| | Today 12/08/2009 | Previous day 11/08/2009 | % Change |
|---------------------|---------------------|-------------------------------|-------------------------|
| NSE All-Share Index | 24,641.07 | 25,004.66 | -1.45 |
| Total Deals | 7,185 | 9,502 | -24.38 |
| Volume Traded (M) | 852.21 | 351.38 | 142.53 |
| Value Traded (N'B) | 8.77 | 2.44 | 259.43 |
| Turn Over Ratio % | 0.15 | 0.06 | 150.00% Change Point |
| Mkt. Capt. (N'B) | 5,648.52 | 5,731.87 | -1.45 |

UACN Plc lead the top gainers list again as the stock added N0.80 or 2.16 percent to its share price to close the market at N37.80 from its opening price of N37.00. **ETI Plc** came second on the list, having gained N0.63 or 4.01 percent as it opened and closed the day at N15.70 and N16.33 respectively.

Table 2

| Stock | Opening Price (N:K) | Closing Price (N:K) | Absolute Change (N:K) | % rise |
|------------|---------------------|---------------------|-----------------------|-------------|
| UACN | 37.00 | 37.80 | +0.80 | 2.16 |
| ETI | 15.70 | 16.33 | +0.63 | 4.01 |
| ASHAKACEM | 14.35 | 14.95 | +0.60 | 4.18 |
| GLAXOSMITH | 17.00 | 17.50 | +0.50 | 2.94 |
| UAC-PROP | 15.62 | 15.99 | +0.37 | 2.37 |

Figure 1
Top 5 Price Gainers

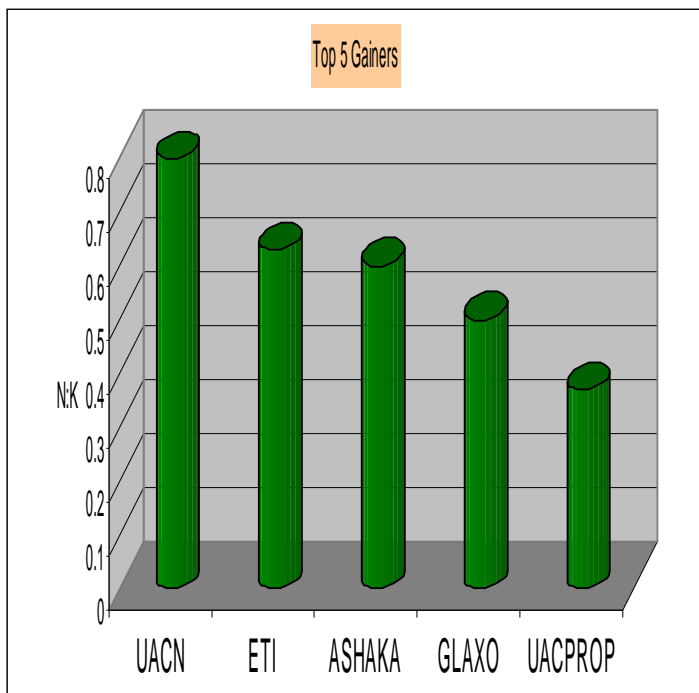
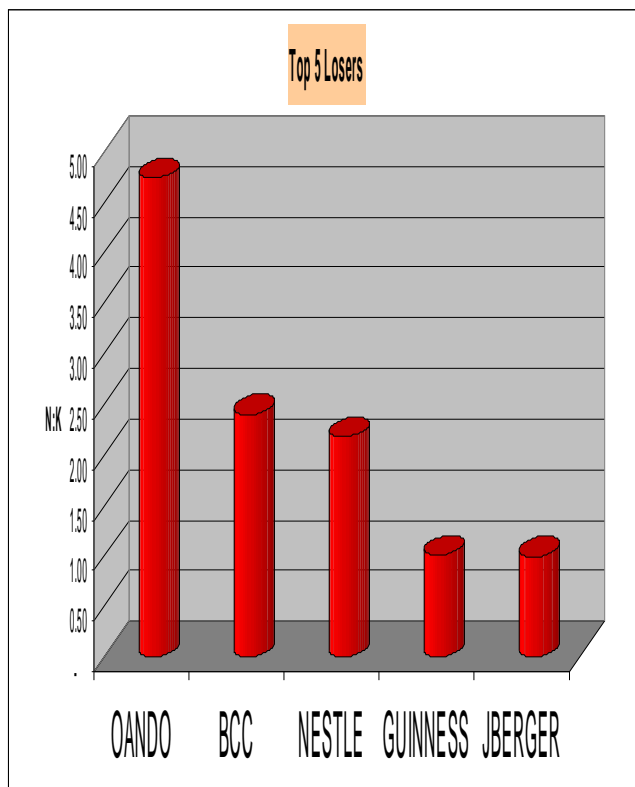


Figure 2

Top 5 Price Losers



On the losers' chart, **OANDO Plc** lead the table for the day as the company share price declined by N4.73 or 4.98 percent to close the market at N90.26 per share, from it opening price of N94.99. Followed on the Chart was **BCC Plc** that lost N2.40 or 5.00 percent to close the day at N45.60 per share.

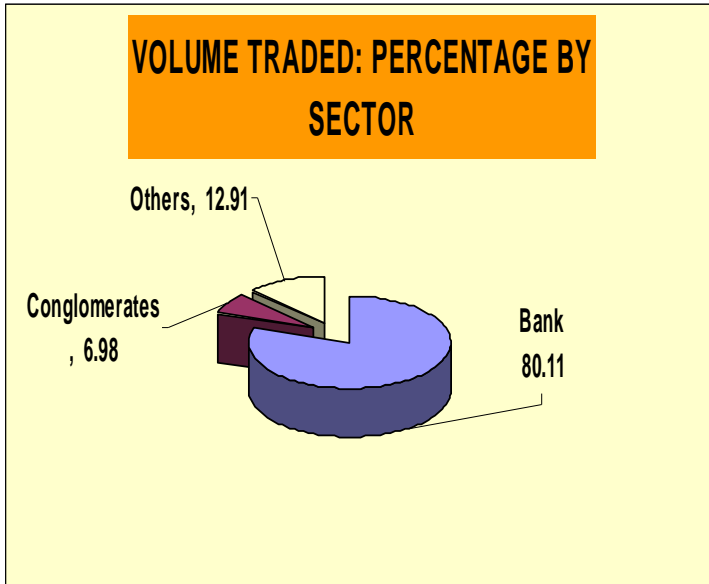
Table 3

| Stock | Opening Price (N:K) | Closing Price (N:K) | Absolute Change (N:K) | % drop |
|----------|---------------------|---------------------|-----------------------|--------|
| OANDO | 94.99 | 90.26 | -4.73 | -4.98 |
| BCC | 48.00 | 45.60 | -2.40 | -5.00 |
| NESTLE | 203.97 | 201.80 | -2.17 | -1.06 |
| GUINNESS | 139.20 | 138.20 | -1.00 | -0.72 |
| JBERGER | 29.98 | 28.99 | -0.99 | -3.30 |

Trading Activities (Sectors/Individuals)

The **Banking sector** emerges as the top traded Sector today in volume among the 30 listed sectors in the Nigeria Stock Exchange Floor. The sector recorded 682.73 million ordinary shares traded to control 80.11 percent of the aggregate volume of shares traded. The **Conglomerates sector**, with 59.46 million ordinary shares, traded trailed behind the Insurance sector which represents 6.98 percent of the total volume traded.

Figure 3



United Bank for Africa Plc emerges first as the most patronized stock for the day. Investors traded 554.70 million ordinary shares to controlled 81.25 percent of the aggregate volume traded in the **Banking sector** and 65.09 percent of the entire market. **Transcorp Plc** (57.67million ordinary shares) emerged second position on the list.

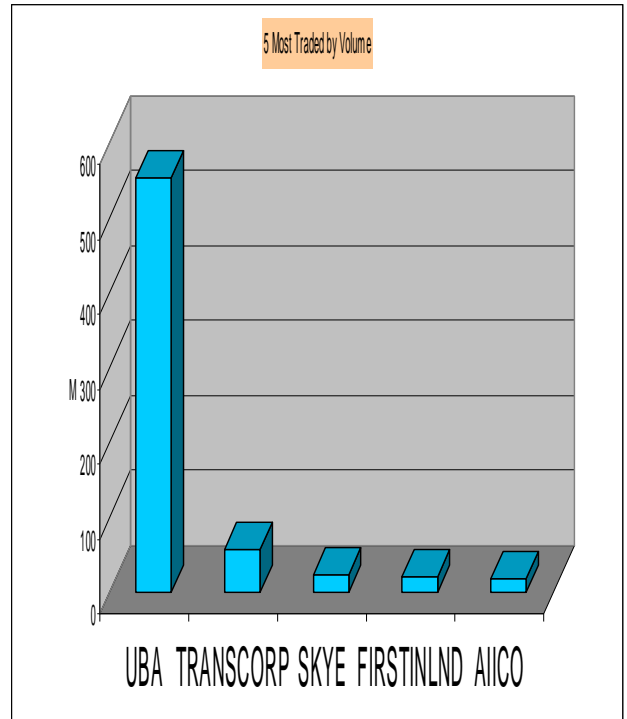
Table 4

5 Most Traded Stocks by Volume

| Stock | Price (N: K) | Volume (M) |
|------------|--------------|------------|
| UBA | 13.00 | 554.70 |
| TRANSCORP | 0.50 | 57.67 |
| SKYEBANK | 5.42 | 23.92 |
| FIRSTINLND | 1.71 | 22.34 |
| AIICO | 1.38 | 18.35 |

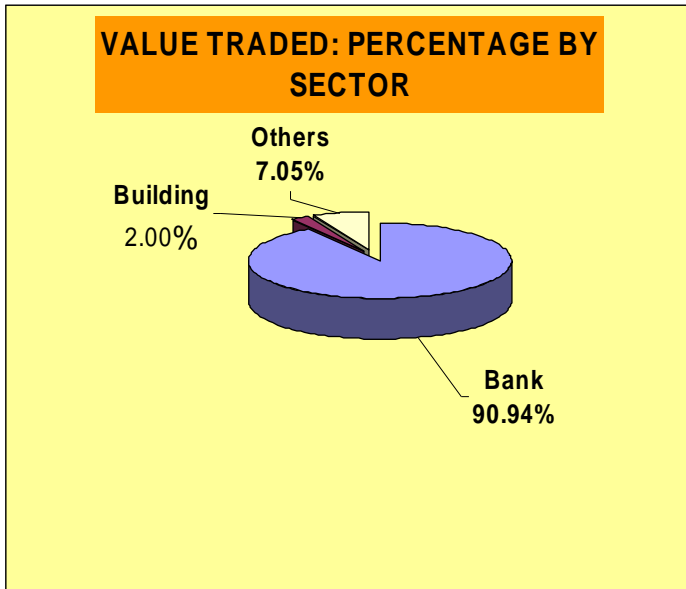
Figure 4

5 Most traded Stocks by Volume



The **Banking** sector was the most active in value traded as the stocks worth N7,979.52 million for a 90.94 percent of the aggregate traded value for the day. The **Building Materials Sector** (175.78 million) followed, representing 2.00 percent of the overall value traded.

Figure5



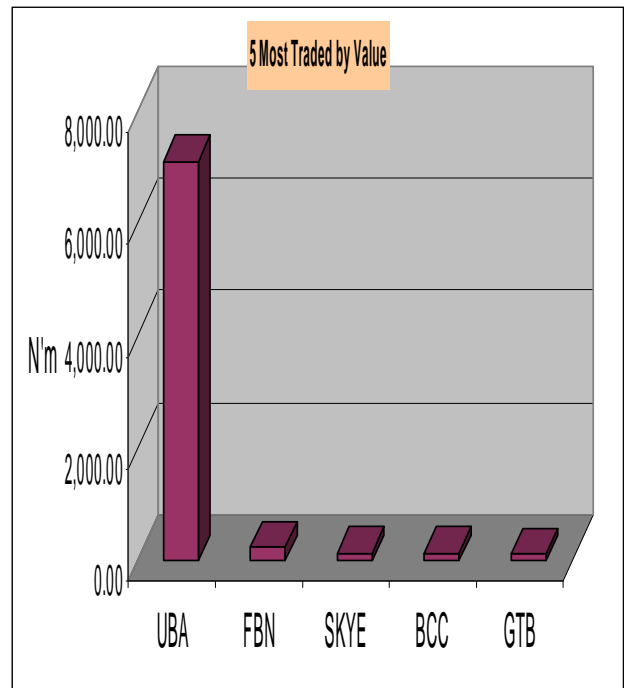
Analysis on individual company basis showed that **United Bank for Africa Plc** led the highest trading by value at N7,135.19 million today. The figure controlled 389.42 percent of total traded value in the Banking sector and 81.32 percent of the overall value traded for the whole market. **First Bank Plc** (N244.84 million) was the second highest.

Table 5

5 Most Traded Stocks by Value

| Stock | Price (N:K) | Value (N'M) |
|-----------|-------------|-------------|
| UBA | 13.00 | 7,135.19 |
| FIRSTBANK | 15.35 | 244.84 |
| SKYEBANK | 5.42 | 131.38 |
| BCC | 45.60 | 129.44 |
| GUARANTY | 13.89 | 113.83 |

Figure 6
5 Most Traded Stocks by Value



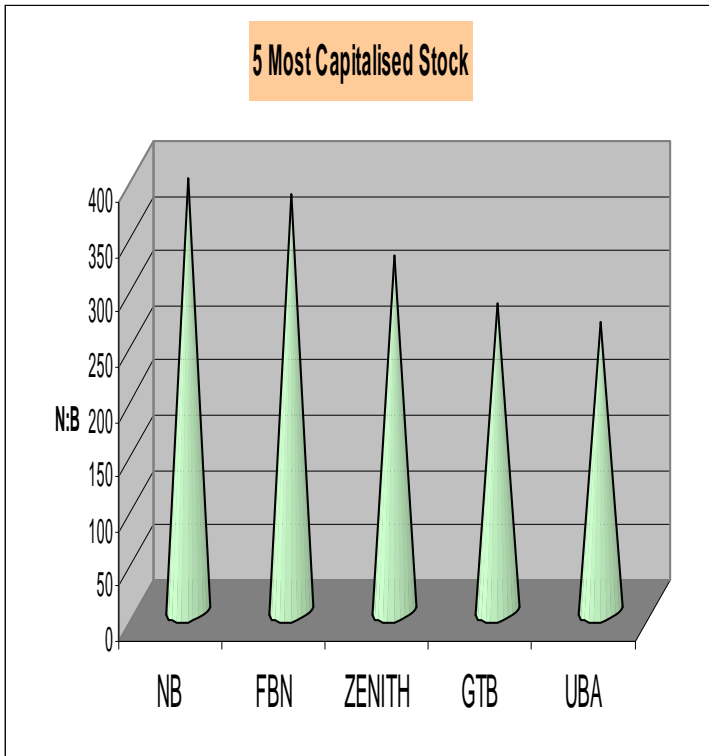
Market Capitalization:

Nigeria Breweries Plc is the highest capitalized stock at N393.33 billion today. This was followed by **First Bank of Nigeria Plc** with N379.53 billion. **Zenith Bank Plc** N323.01 billion, **UBA Plc** with N280.14 billion and **Guaranty Trust Bank Plc** N262.33 billion to maintained the third, fourth and fifth positions respectively.

Table 6
5 Most Capitalized Stocks

| Stock | Mkt. Capt. (N'B) | % of Top 5 | % of Total |
|-------------|------------------|------------|------------|
| NB | 393.33 | 24.01 | 6.96 |
| FIRSTBANK | 379.53 | 23.17 | 6.72 |
| ZENITHBANK | 323.01 | 19.72 | 5.72 |
| UBA | 280.14 | 17.10 | 4.96 |
| GUARANTY | 262.33 | 16.01 | 4.64 |
| Total | 1,638.34 | 100 | 29.00 |
| Others | 4,010.18 | | 71.00 |
| Grand Total | 5,648.52 | | 100.00 |

Figure 7
5 Most Capitalized Stocks



Monetary Policy Rate: 6.00 %

Business News

No news

Term of the day:

FULL DISCLOSURE:

The general need in business transactions for both parties to tell the whole truth about any material issue pertaining to the transaction.

The SEC requires full disclosure from companies that wish to be publicly traded on the major exchanges. By enforcing this rule, the SEC attempts to instill confidence in investors that the financial marketplace is efficient and transparent so that individual investors can take part in it for material profit.

Dynamic House: Penthouse & 2nd Floor,
20 Campbell Street, Lagos Island, Lagos
P.O. Box 75649, Victoria Island
Lagos,
Nigeria.
234-1-2702508
www.dynamicportfolio.com