



DYNAMIC PORTFOLIO LIMITED

(Member of The Nigerian Stock Exchange)

Registered by Securities and Exchange Commission

DAILY STOCK MARKET WATCH

(About The Market Today 09/06/09)

The bears made overriding impact in the market today as the Nigerian Stock Exchange (NSE) All-share index dropped by 598 points or 2.04 percent to stand at 28,674.60 points in contrast to 29,272.60 points posted in the previous transaction.

Moreover, market patronage in terms of **Volume** of shares exchanged by investors rose by 125.21 million ordinary shares or 35.18 percent when compared with the position in the previous day. In essence, an aggregate of 481.11 million ordinary shares were traded in 12,374 deals today as against a volume of 355.90 million traded in 11,058 deals in yesterday trading.

Turnover by **Value** was on the upswing today as it closed at N3.46 billion; a N0.51 billion or 17.23 percent rise as against N2.95 billion worth of stocks traded yesterday.

Market Capitalization of the listed 207 equities dropped by N27.56 billion or 0.41 percent to close the day at N6,539.45 billion in contrast to N6,567.01 billion in the previous trading.

Table 1

Market Statistics

	Today 09/06/2009	Previous day 08/06/2009	% Change
NSE All-Share Index	28,674.60	29,272.60	-2.04
Total Deals	12,374	11,058	11.90
Volume Traded (M)	481.11	355.90	35.18
Value Traded (N'B)	3,455.81	2,947.81	17.23
Turn Over Ratio %	0.07	0.01	600% Change Point
Mkt. Capt. (N'B)	6,539.45	6,567.01	-0.41

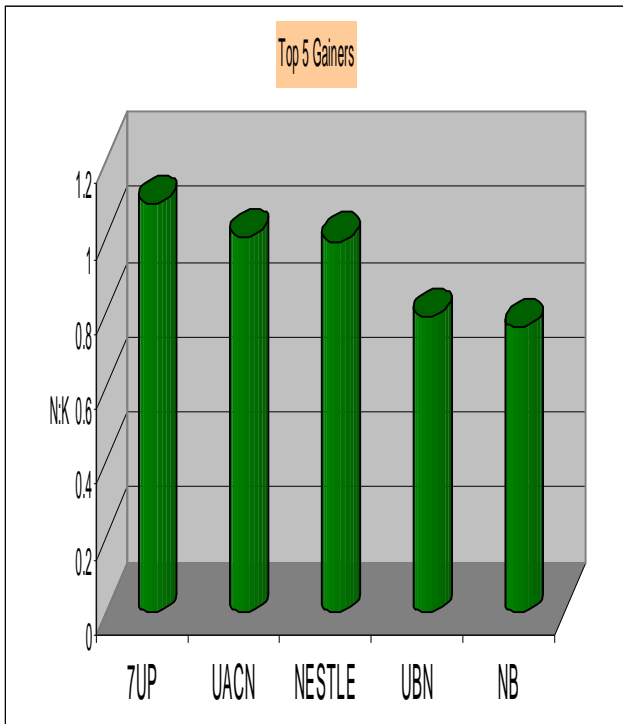
7up Plc lead the top gainers list as the stock added N1.09 or 2.80 percent to its share price to close the market at N40.00 from its opening price of N38.91. **UACN Plc** came second on the list, having gained N1.00 or 2.60 percent as it opened and closed the day at N38.50 and N39.50 respectively.

Table 2

Stock	Opening Price (N:K)	Closing Price (N:K)	Absolute Change (N:K)	% rise
7UP	38.91	40.00	+1.09	2.80
UACN	38.50	39.50	+1.00	2.60
NESTLE	183.00	183.99	+0.99	0.54
UBN	15.90	16.69	+0.79	4.97
NB	49.05	49.81	+0.76	1.55

Figure 1

Top 5 Price Gainers



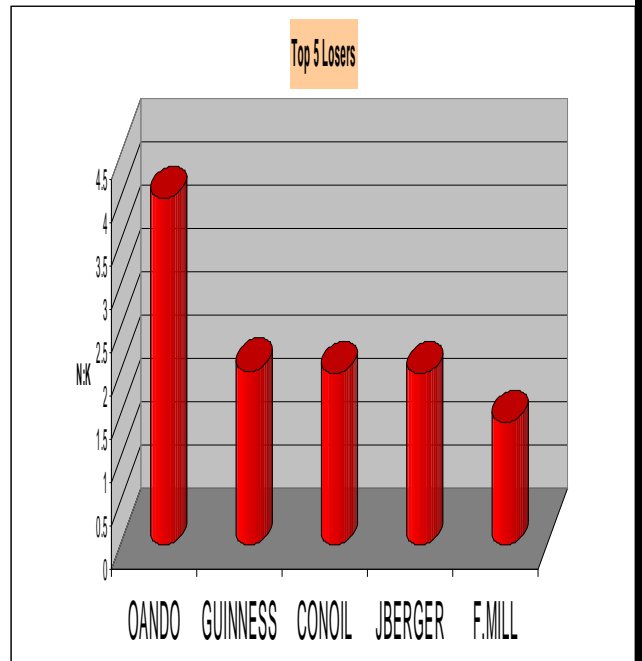
On the losers' chart, Oando Plc lead the table for the day as the company share price declined by N4.01 or 4.24 percent to close the market at N90.49 per share, from it opening price of N94.50. Followed on the Chart was Guinness Plc that lost N2.01 or 1.68 percent to close the day at N117.99 per share.

Table 3

Stock	Opening Price (N:K)	Closing Price (N:K)	Absolute Change (N:K)	% drop
OANDO	94.50	90.49	-4.01	4.24
GUINNESS	120.00	117.99	-2.01	1.68
CONOIL	59.00	57.02	-1.98	3.36
JBERGER	39.58	37.61	-1.97	4.98
FLOURMILL	32.42	31.00	-1.42	4.38

Figure 2

Top 5 Price Losers

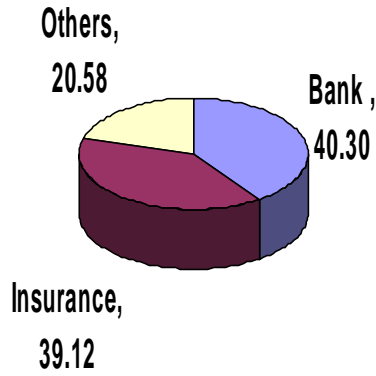


Trading Activities (Sectors/Individuals)

The **Banking sector** again emerges as the top traded Sector in volume among the 30 listed sectors in the Nigeria Stock Exchange Floor. The sector recorded 193.87 million ordinary shares traded to control largely 40.30 percent of the aggregate volume of shares traded. The **Insurance sector**, with 188.22 million ordinary shares, traded trailed behind the Banking sector which represented 39.12 percent of the total volume traded.

Figure 3

Volume Traded: Percentage Contribution by Sector



Gold Link Insurance Plc emerges first as the most patronized stock for the day. Investors traded 101.48 million ordinary shares to controlled 21.19 percent of the aggregate volume traded in the **Banking sector** and 12.38 percent of the entire market. **First City Monument Bank Plc** (30.15 million ordinary shares) emerged second position on the list.

Table 4

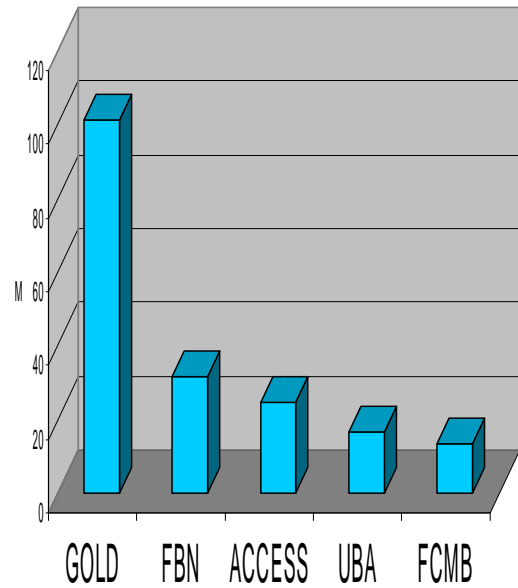
5 Most Traded Stocks by Volume

Stock	Price (N: K)	Volume (M)	Value (N'M)
GOLDINSURE	0.61	101.48	61.53
FIRSTBANK	22.10	31.64	696.76
ACCESS	10.10	24.79	253.22
UBA	15.01	16.98	249.81
FCMB	8.69	13.64	119.72

Figure 4

5 Most traded Stocks by Volume

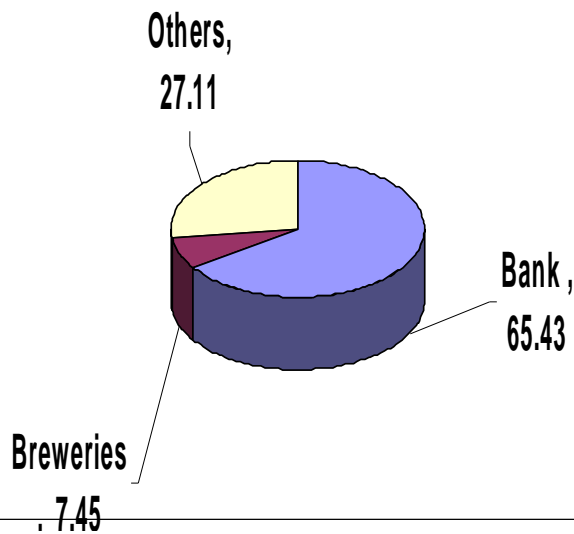
5 Most Traded by Volume



The **Banking** sector was the most active in value traded as the stocks worth N2,261.26 million for a 65.43 percent of the aggregate traded value for the day. The **Breweries** sector (N257.57 million) followed, representing 7.45 percent of the overall value traded.

Figure5

Value Traded: Percentage Contribution by sector



Analysis on individual company basis showed that **First Bank Plc** led the highest trading by value at 696.76 million today. The figure controlled 30.81 percent of total traded value in the Banking sector and 20.16 percent of the overall value traded for the whole market. **Access Bank Plc** (N253.22 million) was the second highest.

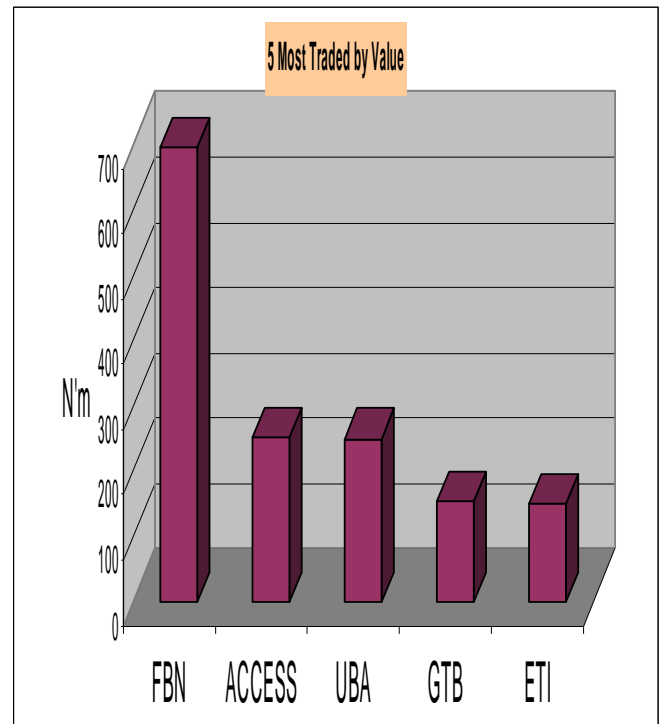
Table 5

5 Most Traded Stocks by Value

Stock	Price (N:K)	Value (N'M)
FIRSTBANK	22.10	696.76
ACCESS	10.10	253.22
UBA	15.01	249.81
GUARANTY	12.90	153.66
ETI	12.50	149.99

Figure 6

5 Most Traded Stocks by Value



Market Capitalization:

First Bank of Nigeria Plc is the highest capitalized stock at N546.43 billion today. This was followed by **Nigeria Breweries Plc** with 376.69 billion. **United Bank for Africa Plc** 323.45 billion, **Zenith Bank Plc** with 292.87 billion and **Dangote Sugar Plc** N236.76 billion to maintained the third, fourth and fifth positions respectively.

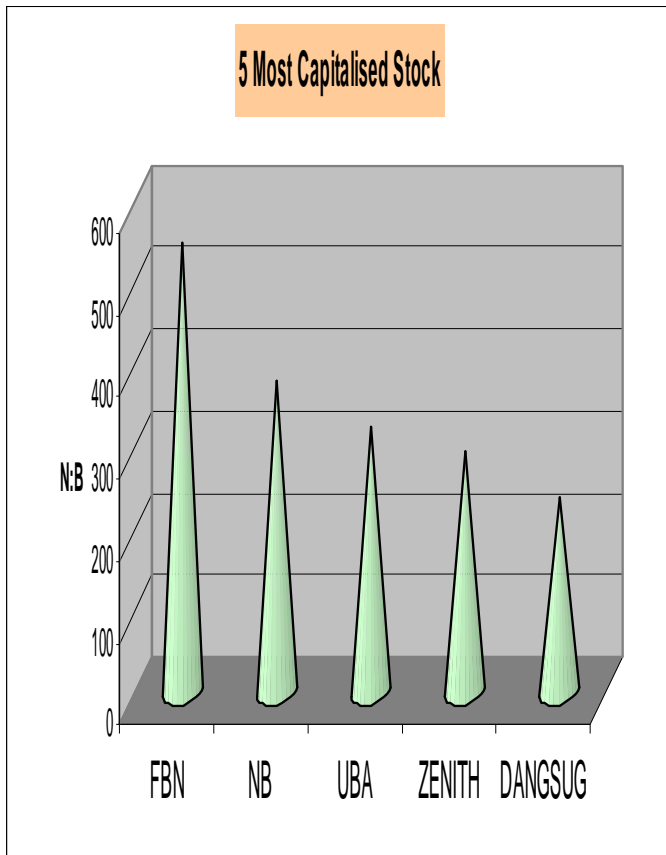
Table 6

5 Most Capitalized Stocks

Stock	Mkt. Capt. (N'B)	% of Top 5	% of Total
FIRSTBANK	546.43	30.76	8.36
NB	376.69	21.21	5.76
UBA	323.45	18.21	4.95
ZENITHBANK	292.87	16.49	4.48
DANGSUGAR	236.76	13.33	3.62
Total	1,776.20	100.00	27.16
Others	4,763.25		72.84
Grand Total	6,539.45		100.00

Figure 7

5 Most Capitalized Stocks



Monetary Policy Rate: 8.00 %

Business News

Term for the Day

Capital Share: The class of shares offered by a dual-purpose fund that has opportunity for capital appreciation but does not offer the holder any portion of the fixed income earned within the portfolio. Capital shares typically attract investors that are looking more for capital growth than for income growth as profits are made only if the stocks increase in price.

Dynamic House: Penthouse & 2nd Floor,
 20 Campbell Street, Lagos Island, Lagos
 P.O. Box 75649, Victoria Island
 Lagos,
 Nigeria.
 234-1-2702508
www.dynamicportfolio.com