



# DYNAMIC PORTFOLIO LIMITED

**(Member of The Nigerian Stock Exchange)**

Registered by Securities and Exchange Commission

## DAILY STOCK MARKET WATCH

### (About The Market Today 30/06/09)

The Nigerian Stock Exchange (NSE) all share index which is the major barometer for the performance of the market, closed at 26,861.55 rise from the opening value of 26,249.28

Also the Nigerian Stock Exchange (NSE) capitalization which measures the value of equities closed at N6,125.97 billion indicating a rise of N139.63 billion today.

Market patronage in terms of **Volume** of shares exchanged by investors rose by 110.25 million ordinary shares or 25.13 percent when compared with the position in the last trading day. In essence, an aggregate of 549.05 million ordinary shares were traded in 10,595 deals today as against a volume of 438.80 million traded in 8,360 deals in the previous transaction.

Turnover by value was on the upswing like volume as it closed at N4.11 billion; N0.71 billion or 20.88 percent rise as against N3.40 billion worth of stocks traded yesterday.

Table 1

### Market Statistics

	Today 30/06/2009	Previous day 29/06/2009	% Change
NSE All-Share Index	26,861.55	26,249.28	2.33
Total Deals	10,595	8,360	26.73
Volume Traded (M)	549.05	438.80	25.13
Value Traded (N'B)	4.11	3.40	20.88
Turn Over Ratio %	0.08	0.07	14.29% Change Point
Mkt. Capt. (N'B)	6,125.97	5,986.34	2.33

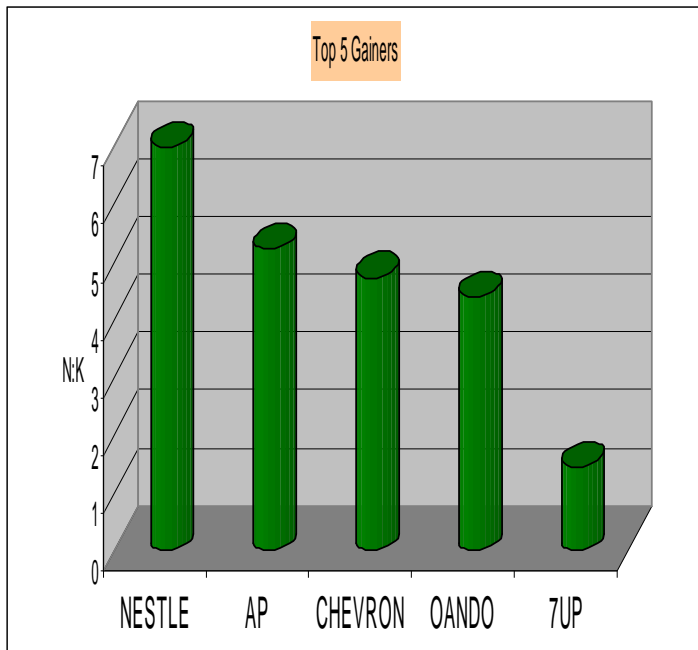
**Nestle Plc** lead the top gainers list as the stock added N6.99 or 3.82 percent to its share price to close the market at N189.99 from its opening price of N183.00. **African Petroleum Plc** came second on the list, having gained N5.23 or 4.99 percent as it opened and closed the day at N104.77 and N110.00 respectively.

Table 2

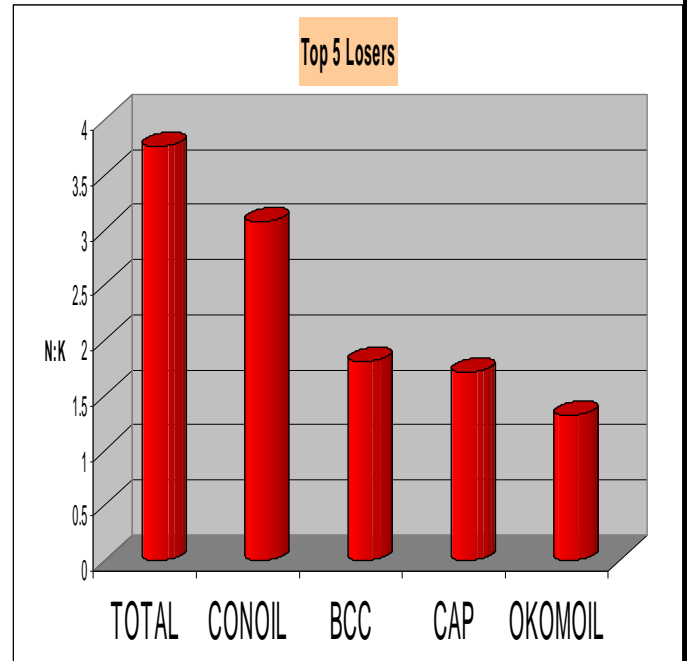
Stock	Openin g Price (N:K)	Closing Price (N:K)	Absolut e Change (N:K)	% rise
NESTLE	183.00	189.99	+6.99	3.82
AP	104.77	110.00	+5.23	4.99
CHEVRON	94.81	99.55	+4.74	5.00
OANDO	88.05	92.45	+4.40	5.00
7UP	36.50	37.95	+1.45	3.97

Figure 1

### Top 5 Price Gainers



### Top 5 Price Losers



On the losers' chart, **Total Plc** lead the table for the day as the company share price declined by N3.75 or 2.13 percent to close the market at N172.25 per share, from it opening price of N176.00. Followed on the Chart was **Conoil Plc** that lost N3.07 or 4.99 percent to close the day at N58.43 per share.

Table 3

Stock	Opening Price (N:K)	Closing Price (N:K)	Absolute Change (N:K)	% drop
TOTAL	176.00	172.25	-3.75	-2.13
CONOIL	61.50	58.43	-3.07	-4.99
BCC	44.80	43.00	-1.80	-4.02
CAP	34.33	32.62	-1.71	-4.98
OKOMUOIL	26.51	25.19	-1.32	-4.98

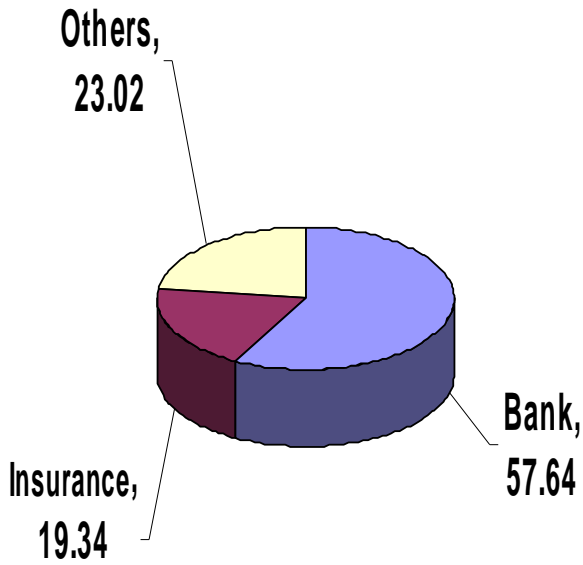
Figure 2

### Trading Activities (Sectors/Individuals)

The **Bank sector** emerges as the top traded Sector today in volume among the 30 listed sectors in the Nigeria Stock Exchange Floor. The sector recorded 316.49 million ordinary shares traded to control 57.64 percent of the aggregate volume of shares traded. The **Insurance sector**, with 106.17 million ordinary shares, traded trailed behind the Insurance sector which represents 19.34 percent of the total volume traded.

Figure 3

**Volume Traded: Percentage Contribution by Sector**



**Access Bank Plc** emerges first as the most patronized stock for the day. Investors traded 58.99 million ordinary shares to controlled 18.64 percent of the aggregate volume traded in the **Banking sector** and 10.74 percent of the entire market. **UBA Plc** (44.90 million ordinary shares) emerged second position on the list.

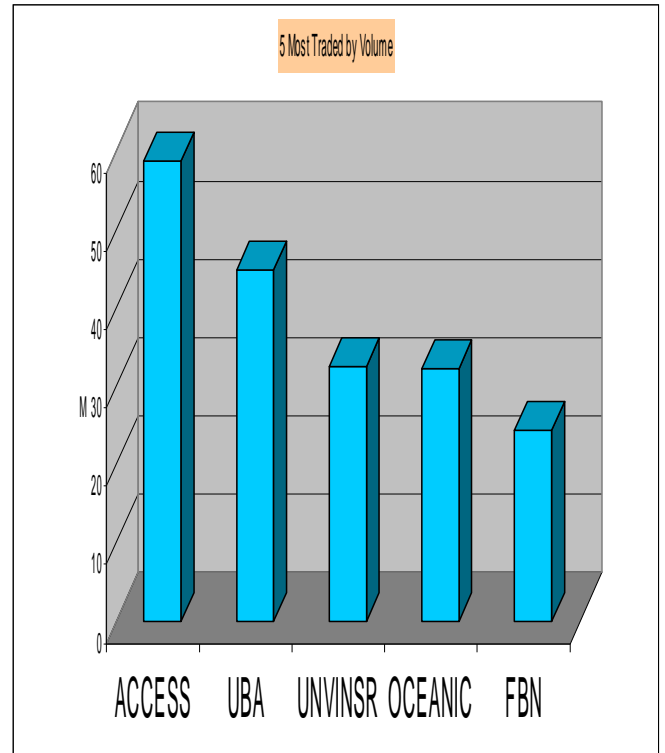
Table 4

**5 Most Traded Stocks by Volume**

Stock	Price (N: K)	Volume (M)
ACCESS	9.05	58.99
UBA	13.55	44.90
UNIVINSURE	0.50	32.53
OCEANIC	7.18	32.47
FIRSTBANK	22.02	24.57

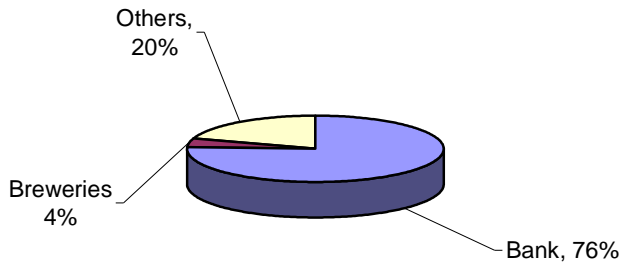
Figure 4

**5 Most traded Stocks by Volume**



The **Banking** sector was the most active in value traded as the stocks worth N3,111.87 million for a 75 percent of the aggregate traded value for the day. The **Breweries** sector (N172.91 million) followed, representing 4 percent of the overall value traded.

**Value Traded: Percentage Contribution by sector**



Analysis on individual company basis showed that **UBA Bank Plc** led the highest trading by value at N605.73 million today. The figure controlled 19.47 percent of total traded value in the Banking sector and 14.75 percent of the overall value traded for the whole market. **First Bank Plc** (N541.01 million) was the second highest.

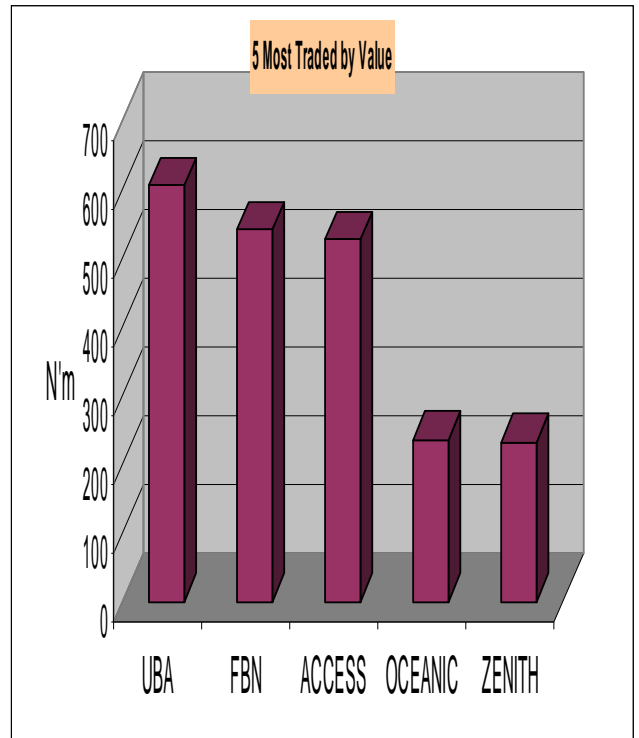
Table 5

5 Most Traded Stocks by Value

Stock	Price (N:K)	Value (N'M)
UBA	13.55	605.73
FIRSTBANK	22.02	541.01
ACCESS	9.05	527.06
OCEANIC	7.18	235.33
ZENITHBANK	14.32	231.97

Figure 6

5 Most Traded Stocks by Value



Market Capitalization:

**First Bank of Nigeria Plc** is the highest capitalized stock at N544.45 billion today. This was followed by **Nigerian Breweries Plc** with N370.79 billion. **Zenith bank Plc** N359.68 billion, **UBA Plc** with N291.99 billion and **Guaranty Trust Bank Plc** N264.60 billion to maintained the third, fourth and fifth positions respectively.

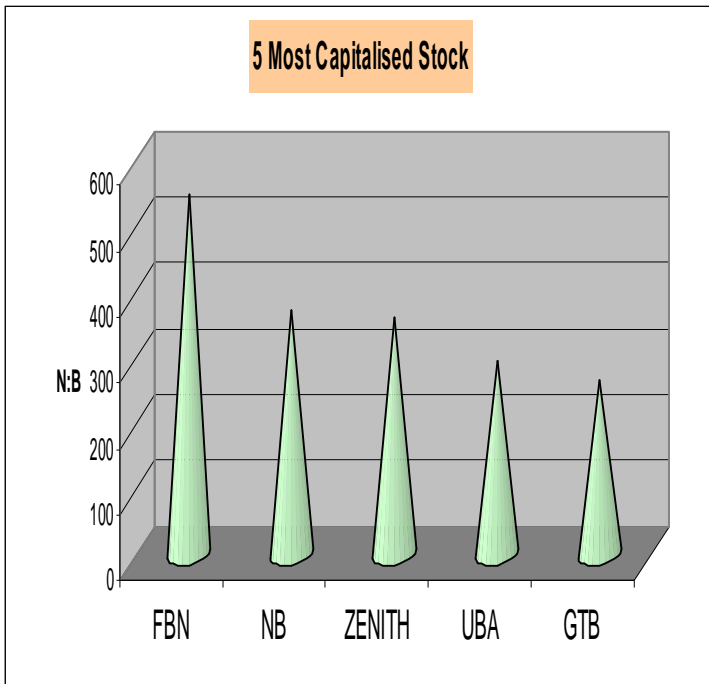
Table 6

5 Most Capitalized Stocks

Stock	Mkt. Capt. (N'B)	% of Top 5	% of Total
<b>FIRSTBANK</b>	544.45	29.73	8.89
<b>NB</b>	370.79	20.25	6.05
<b>ZENITHBANK</b>	359.68	19.64	5.87
<b>UBA</b>	291.99	15.94	4.77
<b>GUARANTY</b>	264.60	14.45	4.32
<b>Total</b>	1,831.51	100.00	29.90
<b>Others</b>	4,294.46		70.10
<b>Grand Total</b>	6,125.97		100

Figure 7

### 5 Most Capitalized Stocks



Monetary Policy Rate: 8.00 %

### Business News

#### Term of the day

#### CLUSTER ANALYSIS:

Cluster analysis enables the investor to eliminate any overlap in his or her portfolio by identifying securities with related returns. This approach increases diversification, which provides the investor will a less risky portfolio. Cluster analysis has uncovered certain categories of stocks, such as cyclical and growth stocks.

Dynamic House: Penthouse & 2<sup>nd</sup> Floor,  
20 Campbell Street, Lagos Island, Lagos  
P.O. Box 75649, Victoria Island  
Lagos,  
Nigeria.  
234-1-2702508  
[www.dynamicportfolio.com](http://www.dynamicportfolio.com)