



DYNAMIC PORTFOLIO LIMITED

(Member of The Nigerian Stock Exchange)

Registered by Securities and Exchange Commission

DAILY STOCK MARKET WATCH

(About The Market Today 03/06/09)

The Market closed today on a negative note. The activities of the profit takers have continue to hinder the prices of stocks downward.

The bears had struggled to take the lead after some days of the bulls reign. It was discovered that if investors continue to divest their stocks rather than reinvesting, the market will still be facing the hurdles of a bearish season. However, investors should take the best opportunity to invest in stocks with good fundamentals now that equities are trading low in price and gradually picking up, for a profitable return on investments

The overall transactions traded today shows that The Nigerian Stock Exchange (NSE) All-share index dropped by 731.55 points or 2.42 percent to stand at 30,193.42 points in contrast to 30,924.97 points posted in yesterday's transaction.

Moreover, market patronage in terms of **Volume** of shares exchanged by investors rose by 132.29 million ordinary shares or 15.45 percent when compared with the position in the preceding day. In essence, an aggregate of 856.02 million ordinary shares were traded in 14,284 deals today as against a volume of 723.73 million traded in 11,544 deals in yesterday trading.

Turnover by **Value** was on the downswing today as it closed at N6.80 billion; a N0.97 billion or 14.26 percent dropped as against N7.77 billion worth of stocks traded yesterday.

Market Capitalization of the listed 207 equities dropped by N166.50 billion or 2.42 percent to

close the day at N6,871.88 billion in contrast to N7,038.38 billion in yesterday trading.

Table 1

Market Statistics

	Today 03/06/2009	Today 02/06/2009	% Change
NSE All-Share Index	30,193.42	30,924.97	-2.42
Total Deals	14,284	11,544	19.18
Volume Traded (M)	856.02	723.73	15.45
Value Traded (N'B)	6.80	7.77	-14.26
Turn Over Ratio %	0.12	0.10	16.67% Change Point
Mkt. Capt. (N'B)	6,871.88	7,038.38	-2.42

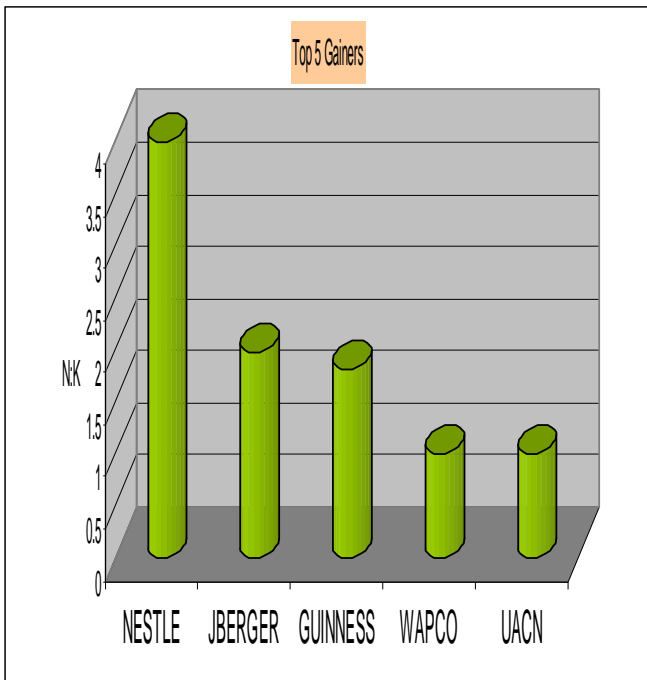
Nestle Plc lead the top gainers list as the stock added N3.99 or 2.22 percent to its share price to close the market at N183.99 from its opening value of N180.00. **Julius Berger Plc** came second on the list, having gained N1.98 or 4.98 percent as it opened and closed the day at N39.79 and N41.77 respectively.

Table 2

Stock	Openin g Price (N:K)	Closing Price (N:K)	Absolut e Change (N:K)	% rise
NESTLE	180.00	183.99	+3.99	2.22
JBERGER	39.79	41.77	+1.98	4.98
GUINNESS	118.19	120.00	+1.81	1.53
WAPCO	26.78	28.00	+1.00	3.73
UACN	39.00	40.00	+1.00	2.56

Figure 1

Top 5 Price Gainers



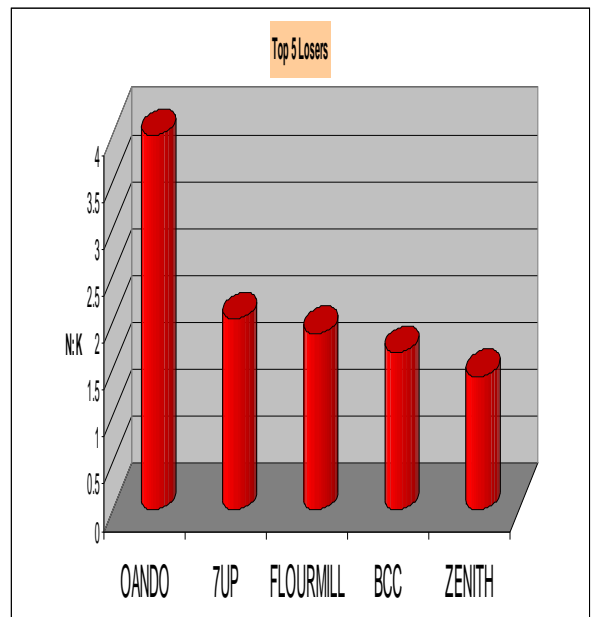
On the losers' chart, Oando Plc lead the table for the day as the company share price declined by N4.00 or 4.20 percent to close the market at N91.00 per share, from it opening price of N95.00. Followed on the Chart was 7up Plc that lost N2.04 or 4.98 percent to close the day at N38.91 per share.

Table 3

Stock	Opening Price (N:K)	Closing Price (N:K)	Absolute Change (N:K)	% drop
OANDO	95.00	91.00	-4.00	4.20
7UP	40.95	38.91	-2.04	4.98
FLOURMILL	37.80	35.91	-1.89	5.00
BCC	33.66	31.98	-1.68	4.99
ZENITHBANK	29.00	27.57	-1.43	4.93

Figure 2

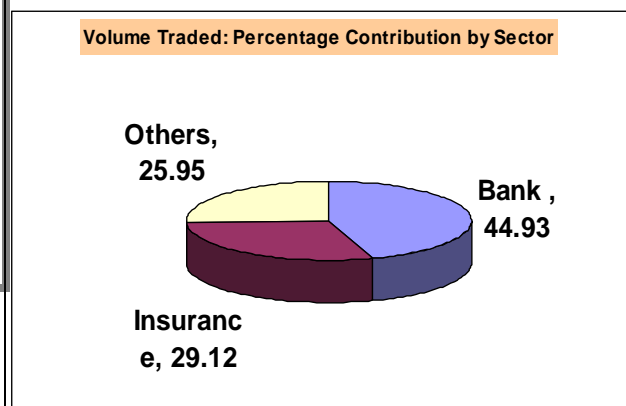
Top 5 Price Losers



Trading Activities (Sectors/Individuals)

The **Banking sector** again emerges as the top traded Sector in volume among the 30 listed sectors in the Nigeria Stock Exchange Floor. The sector recorded 384.58 million ordinary shares traded to control largely 44.93 percent of the aggregate volume of shares traded. The **Insurance sector**, with 249.29 million ordinary shares, traded trailed behind the Banking sector which represented 29.12 percent of the total volume traded.

Figure 3



International Energy Insurance Plc emerges first as the most patronized stock for the day. Investors traded 47.57 million ordinary shares to controlled 19.08 percent of the aggregate volume traded in the **Insurance** sector and 5.56 percent of the entire market. **Skye Bank Plc** (44.81 million ordinary shares) emerged second position on the list.

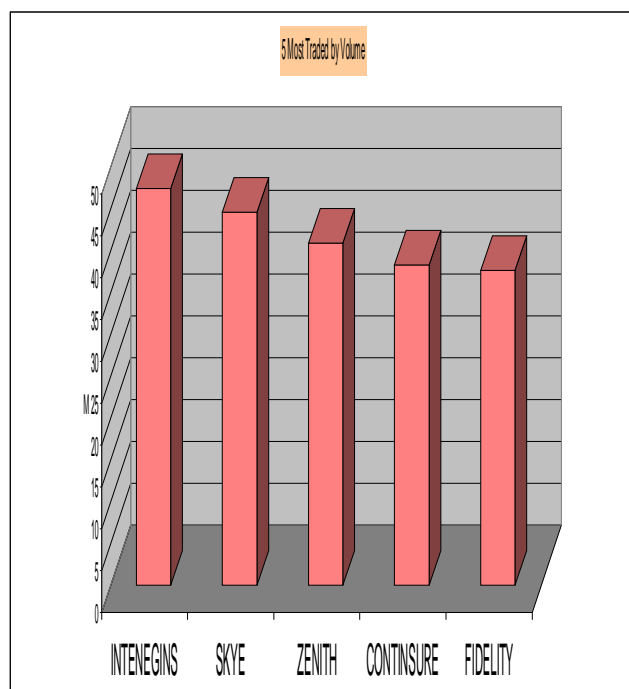
Table 4

5 Most Traded Stocks by Volume

Stock	Price (N:K)	Volume (M)	Value (N'M)
INTENEGINS	1.71	47.57	87.97
SKYEBANK	7.13	44.81	341.00
ZENITH	27.57	41.06	1,157.88
CONTINSURE	1.40	38.36	56.14
FIDELITYBK	4.86	37.68	187.49

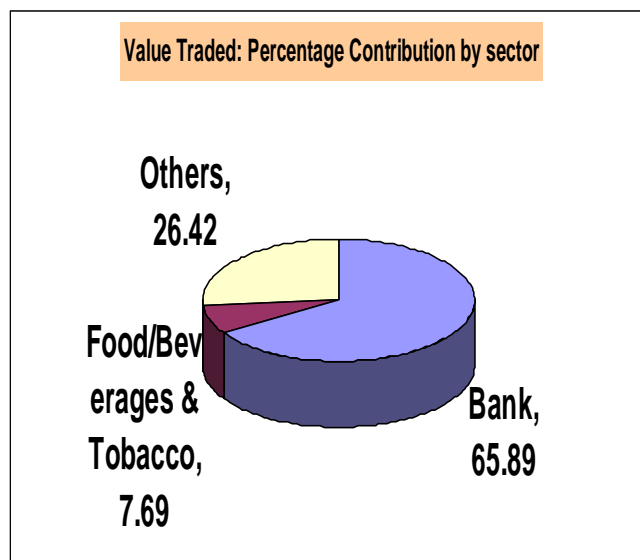
Figure 4

5 Most traded Stocks by Volume



The **Banking** sector was the most active in value traded as the stocks worth N4,610.53 million for a 65.89 percent of the aggregate traded value for the day. The **Food/Beverages & Tobacco** sector (N538.06 million) followed, representing 7.69 percent of the overall value traded.

Figure5



Analysis on individual company basis showed that **Zenith Bank Plc** lead the highest trading by value at N1,157.88 million today. The figure controlled 25.11 percent of total traded value in the Banking sector and 16.50 percent of the overall value traded for the whole market. **Ecobank Transnational Incorporated Plc** (N389.19 million) was the second highest.

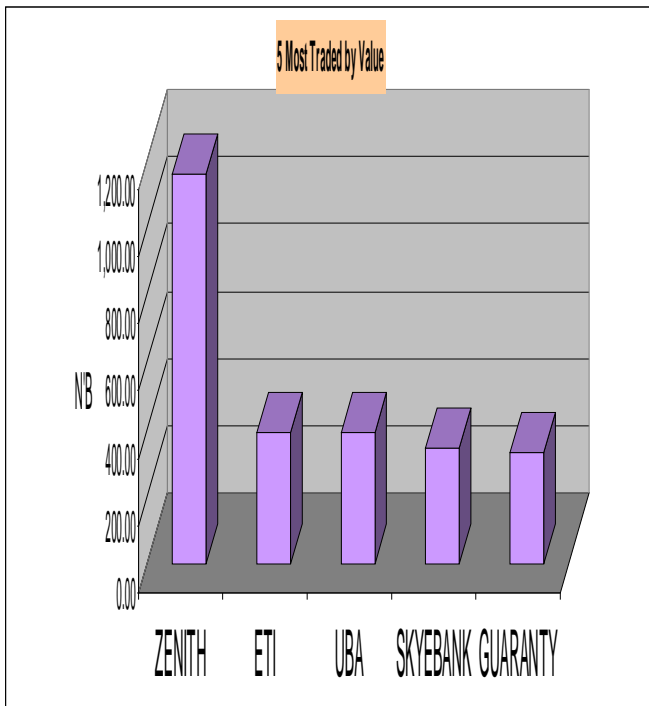
Table 5

5 Most Traded Stocks by Value

Stock	Price (N:K)	Volume (M)	Value (N'M)
ZENITH	27.57	41.06	1,157.88
ETI	11.07	35.16	389.19
UBA	16.63	23.11	387.69
SKYEBANK	7.13	44.81	341.00
GUARANTY	13.87	23.14	326.42

Figure 6

5 Most Traded Stocks by Value



Market Capitalization:

First Bank of Nigeria Plc is the highest capitalized stock at N558.30 billion today. This was followed by **Zenith Bank Plc** with 461.65 billion. **Nigeria Breweries Plc** N378.13 billion, **United Bank for Africa Plc** 358.36 billion and **Dangote Sugar Plc** N290.40 billion to maintained the third, fourth and fifth positions respectively.

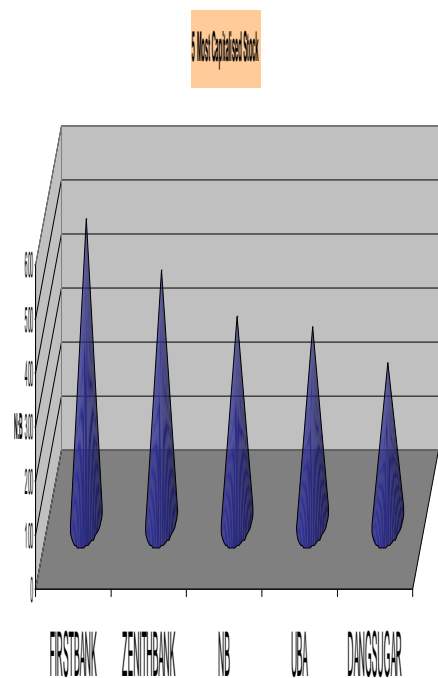
Table 6

5 Most Capitalized Stocks

Stock	Mkt. Capt. (N'B)	% of Top 5	% of Total
FIRSTBANK	558.30	27.28	8.12
ZENITHBANK	461.65	22.55	6.72
NB	378.13	18.47	5.50
UBA	358.36	17.51	5.21
DANGSUGAR	290.40	14.19	4.23
Total	2,046.84	100	29.79
Others	4825.04		70.21
Grand Total	6,871.88		100

Figure 7

5 Most Capitalized Stocks



Monetary Policy Rate: 8.00 %

Business News

No News for today

Term for the Day

Stock Switching

If you liquidate a short term or long term position by exchange of one stock for another in your stock investment, the process is known as switching. You could resort to this method in stock investment, if you feel that the stock you acquire has good growth prospects or would have a higher yield. Sometimes, there would be some excess cash when stock switching is done and this could be utilized for augmenting your stock investment by buying other valued stocks.

Dynamic House: Penthouse & 2nd Floor,
20 Campbell Street, Lagos Island, Lagos
P.O. Box 75649, Victoria Island
Lagos,
Nigeria.
234-1-2702508
www.dynamicportfolio.com