



DYNAMIC PORTFOLIO LIMITED

(Member of The Nigerian Stock Exchange)

Registered by Securities and Exchange Commission

DAILY STOCK MARKET WATCH

(About The Market Today 25/05/09)

The upsurge in investment rather continued today on a positive note, as the display of gains by equities on the Nigerian Stock Exchange (NSE) gathers a satisfactorily momentum. Investors seems to react to the impressive results and corporate benefits declared by organizations. This reason has also lead to the remarkable gain of some highly capitalized stocks, pushing the All-share Index towards a northward position. Analysts has opined that this is the favorably period to invest in the stocks market now that equities are taken position.

An empirical analysis of the market performance today indicates an increase in the NSE All-Share Index by 396.52 points or 1.47 percent when compared to a decline of 60.77 points or 0.22 percent posted on Friday last week. Specifically, the Index stood at 27,385.56 points today higher than its figure of 26,989.04 points recorded in the previous transaction.

Similarly, the **Quantity** of shares exchanged today robust marginally by 169.12 million ordinary shares or 39.56 percent to close the day at an aggregate volume of 596.61 million ordinary shares traded on the floor today by investors in 7,864 deals as against 427.49 million ordinary shares traded in 9,310 deals posted in the preceding day transaction.

The market turnover by **Value** slipped marginally by N1.04 billion or 25.37 percent to stand at N3.06 billion, compared to its value of N4.10 billion executed on Friday May 22, 2009.

Market Capitalization of the listed 207 equities also improved on a significant note as the value

added N90.25 billion or 1.47 percent to settle at N6,232.83 billion as against N6,142.58 recorded in the previous transaction. Market capitalization slipped by N13.83 billion or 0.22 percent on Friday last week.

Table 1

Market Statistics

	Today 25/05/09	Previous 22/05/09	% Change
NSE All-Share Index	27,385.56	26,989.04	1.47
Total Deals	7,864	9,310	-15.53
Volume Traded (M)	596.61	427.49	39.56
Value Traded (N'B)	3.06	4.10	-25.37
Turn Over Ratio %	0.05	0.07	-0.02% Change Point
Mkt. Capt. (N'B)	6,232.83	6,142.58	1.47

Price Gainers/Losers: Seventy-one (71) stocks recorded appreciated in prices, ranging between N0.01 and N8.00 while a total of twenty-two (22) stocks were placed on the losers' chart today ranging between N0.01 and N3.50. The preceding day however saw Seventy-two (72)

equities posted increase in price while nineteen (19) stocks dropped in price.

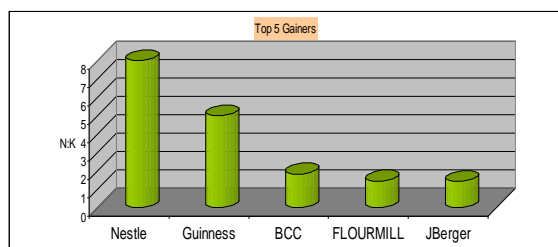
In terms of individual company performance, **Nestle Nigeria Plc** led on the gainers' table for the day. The company added N8.00 or 4.72 percent to its share price to close the market at N177.50, from its opening value of N169.50. **Guinness Plc**, with a gain of N5.00 or 4.59 percent came second, having opened at N109.00 and closed at N114.00.

Table 2

Stock	Opening Price (N:K)	Closing Price (N:K)	Absolute Change (N:K)	% rise
Nestle	169.50	177.50	8.00	4.72
Guinness	109.00	114.00	5.00	4.59
BCC	36.95	38.79	1.84	4.98
FLOURMILL	29.13	30.58	1.45	4.98
JBerger	29.76	31.20	1.44	4.84

Figure 1

Top 5 Price Gainers



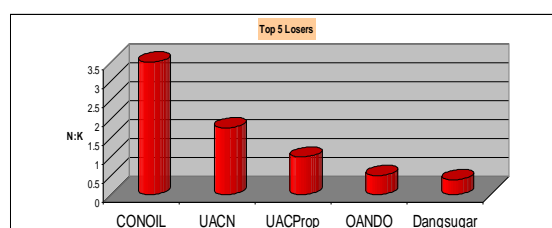
On the other hand, **ConOil Plc** topped the price losers' chart for the day. The company's share price opened the day at N70.00 to close at N66.50 for a N3.50 or 5.00 percent loss. **UACN Plc** came second on the list with a N1.76 or 5.00 percent price decline to close today's business at N33.44 per share.

Table 3

Stock	Opening Price (N:K)	Closing Price (N:K)	Absolute Change (N:K)	% drop
CONOIL	70.00	66.50	3.50	5.00
UACN	35.20	33.44	1.76	5.00
UACProp	21.95	20.96	0.99	4.51
OANDO	90.50	90.00	0.50	0.55
Dangsugar	20.01	19.62	0.39	1.95

Figure 2

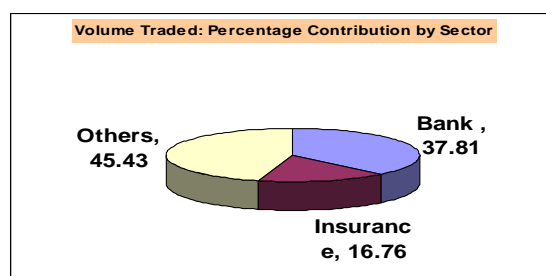
Top 5 Price Losers



Trading Activities (Sectors/Individuals)

A review of the volume of transaction carried out today on the Exchange by investor saw **the Banking** sector dominate the market with a volume of 225.55 million ordinary shares to control 37.81 percent of the aggregate volume of shares traded in the market. The **Insurance** segment came second with 67.95 million ordinary shares to control 16.76 percent of the total volume of shares traded in the market.

Figure 3



Livestock Plc, with 111.03 million ordinary shares traded, was the most demanded stock by investors in volume terms. The figure represented 98.50 percent of the aggregate volume traded in the Agricultural/Agro Allied segment of the market and 18.61 percent of the overall market. **Multiverse Resources Plc** followed closely behind with 99.02 million ordinary shares to occupy the second.

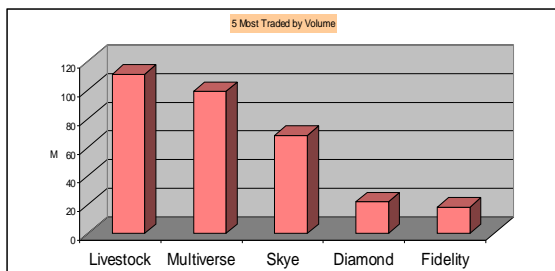
Table 4

5 Most Traded Stocks by Volume

Stock	Price (N: K)	Volume (M)	Value (N'M)
Livestock	1.72	111.03	173.28
Multiverse	0.85	99.02	84.16
Skye	5.90	68.30	402.54
Diamond	8.60	22.10	190.27
Fidelity	3.81	18.31	69.71

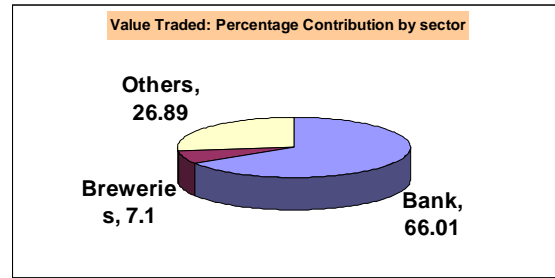
Figure 4

5 Most traded Stocks by Volume



The **Banking sector** maintained the lead in **value** terms today, trading on stocks worth N2,018.13 million, representing 66.01 percent of the aggregate value traded. The **Breweries sector** (N217.02 million) came second with 7.10 percent of the total value traded. The total market value recorded was equally boosted by transaction in the **Agricultural/Agro Allied** sector with a traded value of N175.57 million.

Figure 5



Analysis on individual company basis saw **Skye Bank Plc** as the most patronized stock in value terms, having exchanged stocks worth N402.54 million at the close of business today. The Bank controlled 19.95 percent of total traded value in the banking sector and 13.17 percent of the overall value traded for the entire market. **Zenith Bank Plc** (N263.85 million) came second on the list.

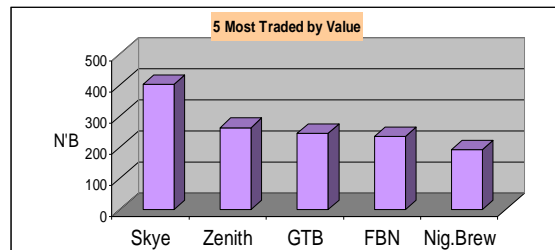
Table 5

5 Most Traded Stocks by Value

Stock	Price (N:K)	Volume (M)	Value (N'M)
Skye	5.90	68.30	402.54
Zenith	23.40	11.41	263.85
GTB	11.70	20.30	244.36
FBN	20.47	11.67	235.33
Nig.Brew	50.30	3.83	191.78

Figure 6

5 Most Traded Stocks by Value



Market Capitalization:

First Bank of Nigeria Plc is the highest capitalized stock at N506.13 million today. This was followed by **Zenith Bank Plc** with N383.40 billion. **Nigeria Breweries Plc** (N380.40 billion), **United Bank for Africa Plc** (323.63 billion) and **Dangote Sugar Plc** (N235.44 billion) to maintained the third, fourth and fifth positions respectively.

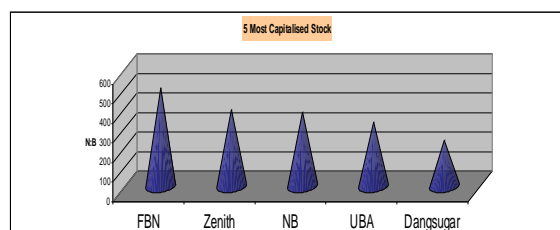
Table 6

5 Most Capitalized Stocks

Stock	Mkt. Capt. (N'B)	% of Top 5	% of Total
FBN	506.13	27.47	8.12
Zenith	391.83	21.26	6.29
NB	380.40	20.65	6.10
UBA	328.63	17.84	5.27
Dangosugar	235.44	12.78	3.78
Total	1,842.43	100	29.56
Others	4,390.4		70.44
Grand Total	6,232.83		100

Figure 7

5 Most Capitalized Stocks



Monetary Policy Rate: 8.00 %

Business News

OANDO PLC

Change in corporate action period ended 31ST December 2008 Oando plc has informed The Exchange of the proposed change in the board meeting that was earlier scheduled for Monday 18th may 2009 to discuss amongst other issues dividend payable for the 2008 financial year has been postponed to Thursday May 21st 2009.

Guaranty Trust Bank Plc has notified The Exchange of an appointment of Mr Akinola George-Taylor as an Executive Director of the Bank. The Bank now has fourteen Directors comprising of eight Non Executive Directors and six Executive Directors The appointment took effect from the 15th of May 2009 when the CBN gave its approval.

Term for the Day

Crossover Investor

An investor who invests prior to, during and following a company's initial public offering This investment strategy aims to increase returns by investing in a good company at numerous stages of its business life cycle. Crossover investing strategies are popular within the technology industry

Dynamic House: Penthouse & 2nd Floor,
20 Campbell Street, Lagos Island, Lagos
P.O. Box 75649, Victoria Island

Lagos,
Nigeria.
234-1-2702508

www.dynamicportfolio.com