

DYNAMIC PORTFOLIO LIMITED

(Member of The Nigerian Stock Exchange)

Registered by Securities and Exchange Commission

DAILY STOCK MARKET WATCH

(About The Market Today 24/06/09)

A review of the overall transactions carried out today showed a decrease in the Nigerian Stock Exchange (NSE) All-share index by 983.24 points or 3.52 percent to stand at 26,927.65 points in contrast to 27,910.89 points posted in the previous transaction.

Moreover, market patronage in terms of **Volume** of shares exchanged by investors dropped by 285.10 million ordinary shares or 30.87 percent when compared with the position in the last trading day. In essence, an aggregate of 638.38 million ordinary shares were traded in 6,374 deals today as against a volume of 923.48 million traded in 10,137 deals in the previous transaction.

Turnover by Value like volume was also on the downswing as it closed at N4.41 billion; N0.89 billion or 16.79 percent drop as against N5.30 billion worth of stocks traded last week.

Market Capitalization of the listed 209 equities dropped by N224.24 billion or 3.52 percent to close the day at N6,141.04 billion in contrast to N6,365.28 billion in the previous trading.

Table 1

Market Statistics

| | Today 24/06/2009 | Previous day 23/06/2009 | % Change |
|---------------------|---------------------|-------------------------------|-------------------------|
| NSE All-Share Index | 26,927.65 | 27,910.89 | -3.52 |
| Total Deals | 6,374 | 10,137 | -37.12 |
| Volume Traded (M) | 638.38 | 923.48 | -30.87 |
| Value Traded (N'B) | 4.41 | 5.30 | -16.79 |
| Turn Over Ratio % | 0.10 | 0.15 | -33.33% Change Point |
| Mkt. Capt. (N'B) | 6,141.04 | 6,365.28 | -3.52 |

Total Plc lead the top gainers list as the stock added N8.05 or 5.00 percent to its share price to close the market at N169.05 from its opening price of N161.00. **International Breweries Plc** came second on the list, having gained N0.15 or 4.97 percent as it opened and closed the day at N3.02 and N3.17 respectively.

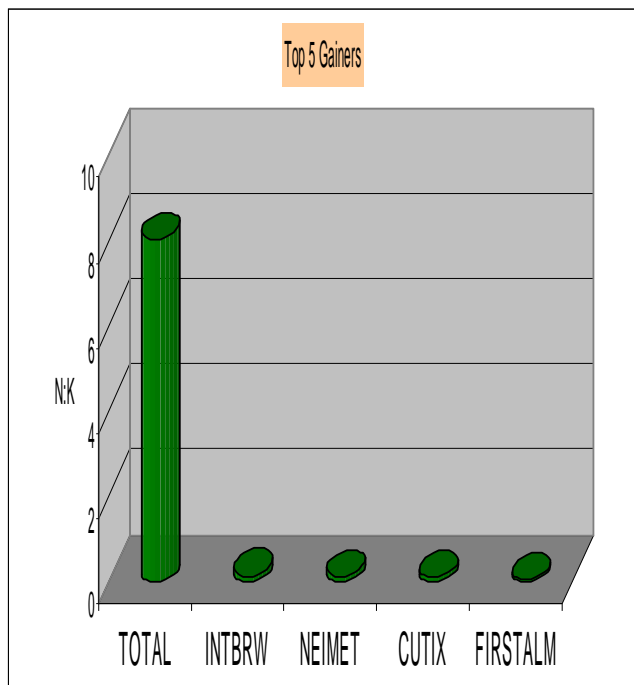
Table 2

| Stock | Opening Price (N:K) | Closing Price (N:K) | Absolute Change (N:K) | % rise |
|-----------|---------------------|---------------------|-----------------------|--------|
| TOTAL | 161.00 | 169.05 | +8.05 | 5.00 |
| INTBREW | 3.02 | 3.17 | +0.15 | 4.97 |
| NEIMETH | 2.87 | 3.01 | +0.14 | 4.88 |
| CUTIX | 2.70 | 2.83 | +0.13 | 4.81 |
| FIRSTALUM | 1.52 | 1.59 | 0.07 | 4.61 |

Figure 1

Top 5 Price Gainers

2



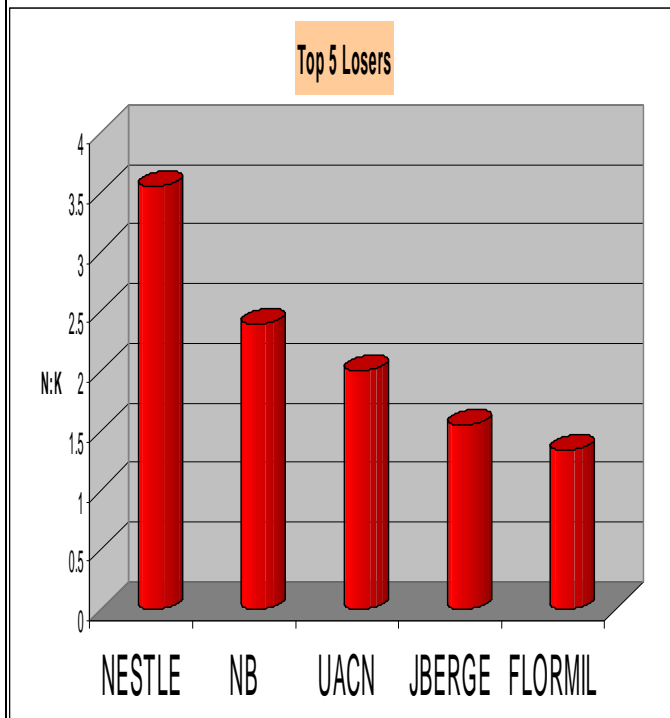
On the losers' chart, **Nestle Plc** lead the table for the day as the company share price declined by N3.55 or 1.88 percent to close the market at N184.95 per share, from it opening price of N188.50. Followed on the Chart was **Nigeria Breweries Plc** that lost N2.39 or 4.73 percent to close the day at N48.15 per share.

Table 3

| Stock | Opening Price (N:K) | Closing Price (N:K) | Absolute Change (N:K) | % drop |
|-----------|---------------------|---------------------|-----------------------|--------|
| NESTLE | 188.50 | 184.95 | -3.55 | 1.88 |
| NB | 50.54 | 48.15 | -2.39 | 4.73 |
| UACN | 40.00 | 38.00 | -2.00 | 5.00 |
| JBERGER | 30.88 | 29.34 | -1.54 | 4.99 |
| FLOURMILL | 26.65 | 25.32 | -1.33 | 4.99 |

Figure 2

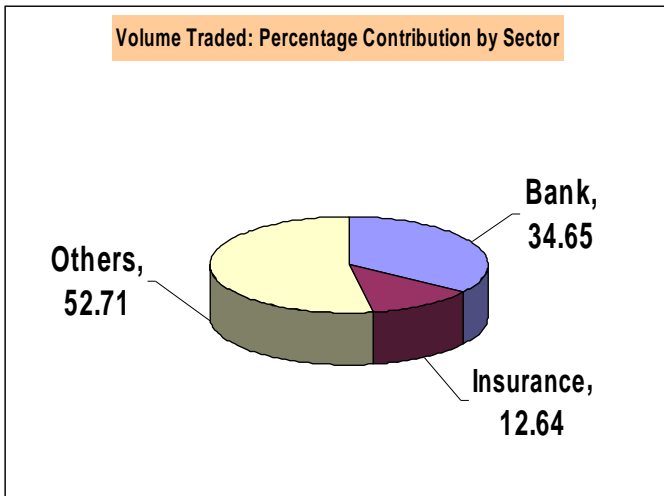
Top 5 Price Losers



Trading Activities (Sectors/Individuals)

The **Bank sector** emerges as the top traded Sector today in volume among the 30 listed sectors in the Nigeria Stock Exchange Floor. The sector recorded 221.23 million ordinary shares traded to control 34.65 percent of the aggregate volume of shares traded. The **Insurance sector**, with 80.67 million ordinary shares, traded trailed behind the Insurance sector which represented 12.64 percent of the total volume traded.

Figure 3



Guaranty Trust Bank Plc emerges first as the most patronized stock for the day. Investors traded 99.13 million ordinary shares to controlled 44.81 percent of the aggregate volume traded in the **Banking sector** and 15.50 percent of the entire market. **United Bank for Africa Plc** (50.68 million ordinary shares) emerged second position on the list.

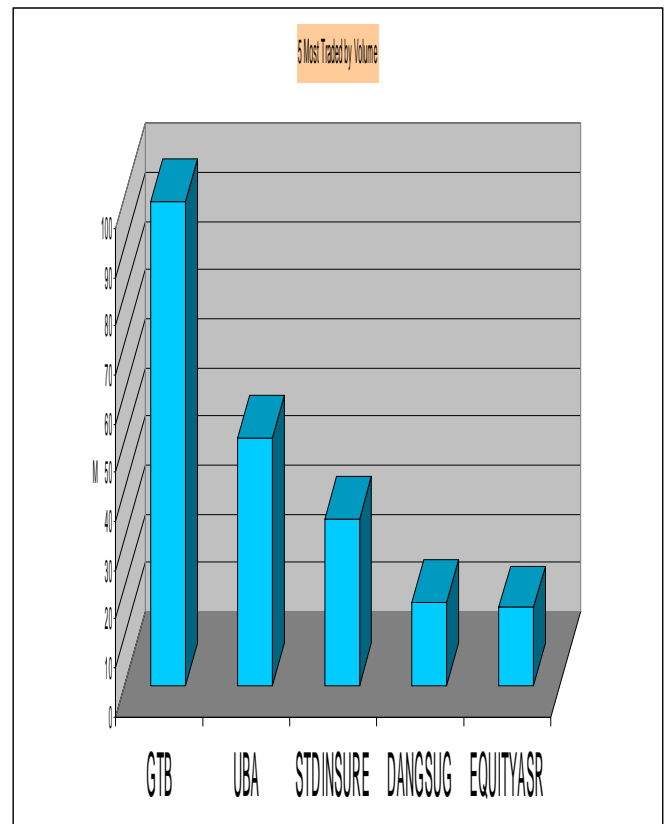
Table 4

5 Most Traded Stocks by Volume

| Stock | Price (N: K) | Volume (M) |
|------------|--------------|------------|
| GUARANTY | 12.75 | 99.13 |
| UBA | 13.30 | 50.68 |
| STDINSURE | 1.62 | 34.00 |
| DANGSUGAR | 16.35 | 16.99 |
| EQUITYASUR | 0.76 | 15.86 |

Figure 4

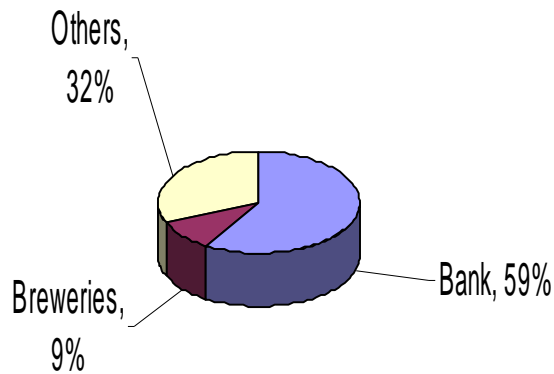
5 Most traded Stocks by Volume



The **Banking** sector was the most active in value traded as the stocks worth N2,602.79 million for a 59.00 percent of the aggregate traded value for the day. The **Breweries** sector (N412.04 million) followed, representing 9.00 percent of the overall value traded.

Figure5

Value Traded: Percentage Contribution by sector



Analysis on individual company basis showed that **Guaranty Trust Bank Plc** led the highest trading by value at 1,286.99 million today. The figure controlled 49.44 percent of total traded value in the Banking sector and 29.17 percent of the overall value traded for the whole market. **United Bank for Africa (UBA) Plc** (N677.86 million) was the second highest.

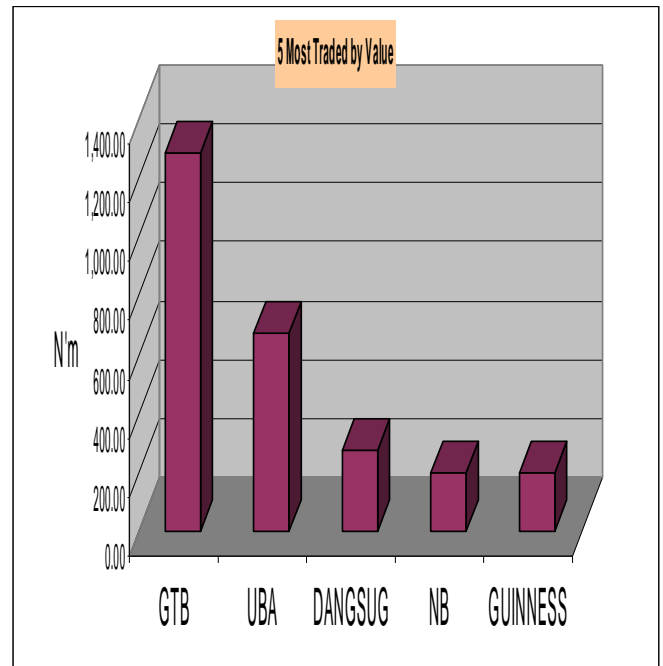
Table 5

5 Most Traded Stocks by Value

| Stock | Price (N:K) | Value (N'M) |
|-----------|-------------|-------------|
| GUARANTY | 12.75 | 1,286.99 |
| UBA | 13.30 | 677.86 |
| DANGSUGAR | 16.35 | 278.72 |
| NB | 48.15 | 204.71 |
| GUINNESS | 127.01 | 203.91 |

Figure 6

5 Most Traded Stocks by Value



Market Capitalization:

First Bank of Nigeria Plc is the highest capitalized stock at N510.33 billion today. This was followed by **Nigerian Breweries Plc** with N364.14 billion. **Zenith bank Plc** N363.70 billion, **UBA Plc** with N286.60 billion and **Guaranty Trust Bank Plc** N240.80 billion to maintained the third, fourth and fifth positions respectively.

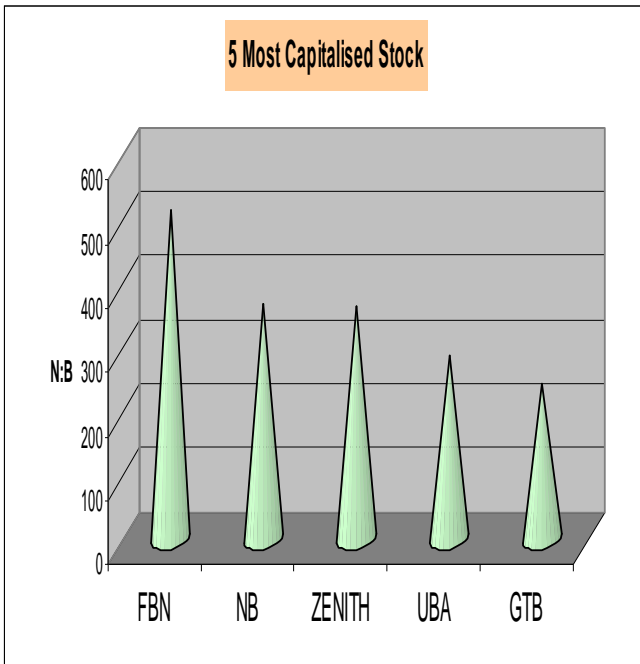
Table 6

5 Most Capitalized Stocks

| Stock | Mkt. Capt. (N'B) | % of Top 5 | % of Total |
|-------------|------------------|------------|------------|
| FIRSTBANK | 510.33 | 28.90 | 8.31 |
| NB | 364.14 | 20.62 | 5.93 |
| ZENITHBANK | 363.70 | 20.60 | 5.92 |
| UBA | 286.60 | 16.23 | 4.67 |
| GUARANTY | 240.80 | 13.64 | 3.92 |
| Total | 1765.57 | 100.00 | 28.75 |
| Others | 4,375.47 | | 71.25 |
| Grand Total | 6,141.04 | | 100 |

Figure 7

5 Most Capitalized Stocks



Monetary Policy Rate: 8.00 %

Business News

No news

Term of the day

Break Issue: A type of stock initial public offering (IPO) that trades below the original offering price to the market within the first few months after trading begins. A break issue can be the result of poor market conditions as a whole, industry concerns or lack of demand in the new issue itself

Dynamic House: Penthouse & 2nd Floor,
20 Campbell Street, Lagos Island, Lagos
P.O. Box 75649, Victoria Island
Lagos,
Nigeria.
234-1-2702508
www.dynamicportfolio.com