



# DYNAMIC PORTFOLIO LIMITED

**(Member of The Nigerian Stock Exchange)**

Registered by Securities and Exchange Commission

## DAILY STOCK MARKET WATCH

### (About The Market Today 22/06/09)

Market activities today reflected a bearish trend as the Nigerian Stock Exchange (NSE) All-share index dropped by 282.90 points or 0.98 percent to stand at 28,627.29 points in contrast to 28,910.19 points posted in the previous transaction.

Moreover, market patronage in terms of **Volume** of shares exchanged by investors dropped by 29.32 million ordinary shares or 5.32 percent when compared with the position in the last trading day. In essence, an aggregate of 521.43 million ordinary shares were traded in 8,686 deals today as against a volume of 550.75 million traded in 9,582 deals in the previous transaction.

Turnover by **Value** was also on the downswing as it closed at N4.41 billion; N1.26 billion or 22.22 percent dropped as against N5.67 billion worth of stocks traded last week.

**Market Capitalization** of the listed 209 equities dropped by N64.52 billion or 0.98 percent to close the day at N6,528.66 billion in contrast to N6,593.18 billion in the previous trading.

Table 1

### Market Statistics

	Today 22/06/2009	Previous day 19/06/2009	% Change
NSE All-Share Index	28,627.29	28,910.19	-0.98
Total Deals	8,686	9,582	-9.35
Volume Traded (M)	521.43	550.75	-5.32
Value Traded (N'B)	4.41	5.67	-22.22
Turn Over Ratio %	0.08	0.08	0.00% Change Point
Mkt. Capt. (N'B)	6,528.66	6,593.18	-0.98

**Oando Plc** lead the top gainers list as the stock added N3.06 or 3.44 percent to its share price to close the market at N92.06 from its opening price of N89.00. **West Africa Portland Cement Company Plc** came second on the list, having gained N1.21 or 4.97 percent as it opened and closed the day at N24.33 and N25.54 respectively.

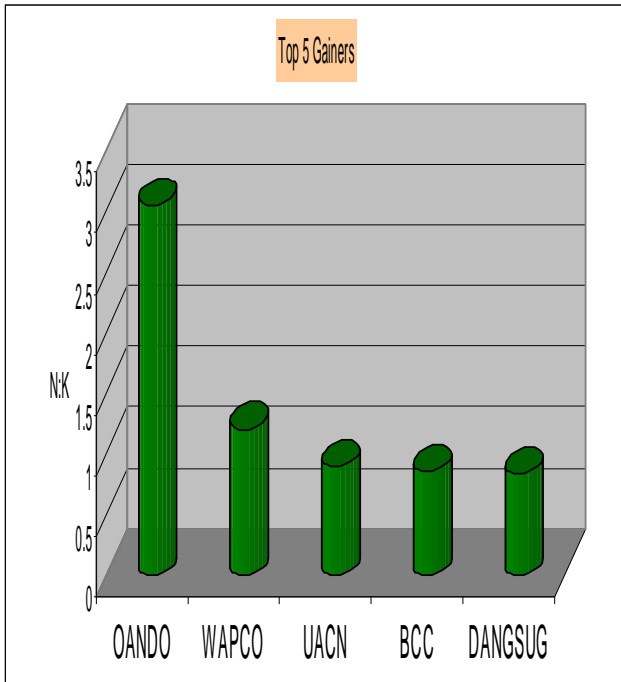
Table 2

Stock	Open ing Price (N:K)	Closing Price (N:K)	Absolut e Change (N:K)	% rise
OANDO	89.00	92.06	+3.06	3.44
WAPCO	24.33	25.54	+1.21	4.97
UACN	41.00	41.90	+0.90	2.20
BCC	40.16	41.02	+0.86	2.14
DANGSUGAR	17.15	17.99	+0.84	4.90

Figure 1

## Top 5 Price Gainers

2



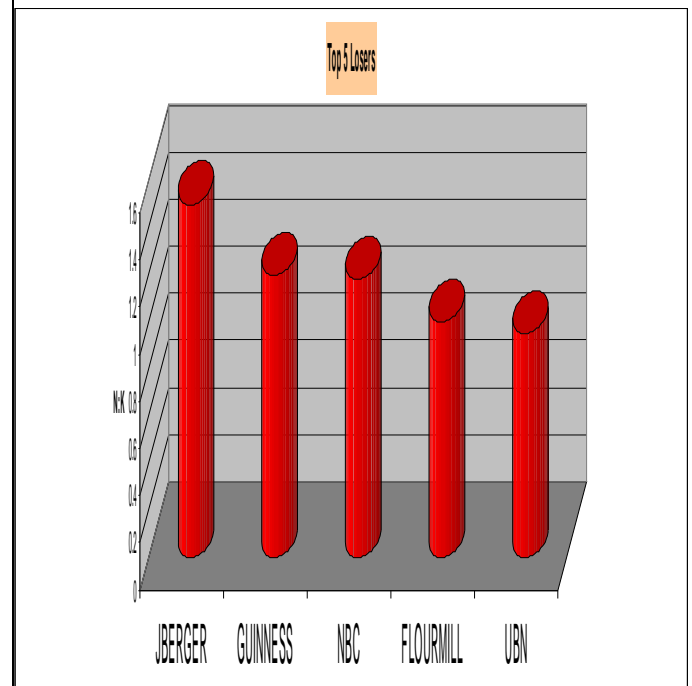
On the losers' chart, **Julius Berger Plc** lead the table for the day as the company share price declined by N1.50 or 4.41 percent to close the market at N32.50 per share, from it opening price of N34.00. Followed on the Chart was **Guinness Plc** that lost N1.20 or 0.94 percent to close the day at N127.00 per share.

Table 3

Stock	Opening Price (N:K)	Closing Price (N:K)	Absolute Change (N:K)	% drop
JBERGER	34.00	32.50	-1.50	4.41
GUINNESS	128.20	127.00	-1.20	0.94
NBC	23.76	22.58	-1.18	4.97
FLOURMILL	28.00	27.00	-1.00	3.57
UBN	19.00	18.05	-0.95	5.00

Figure 2

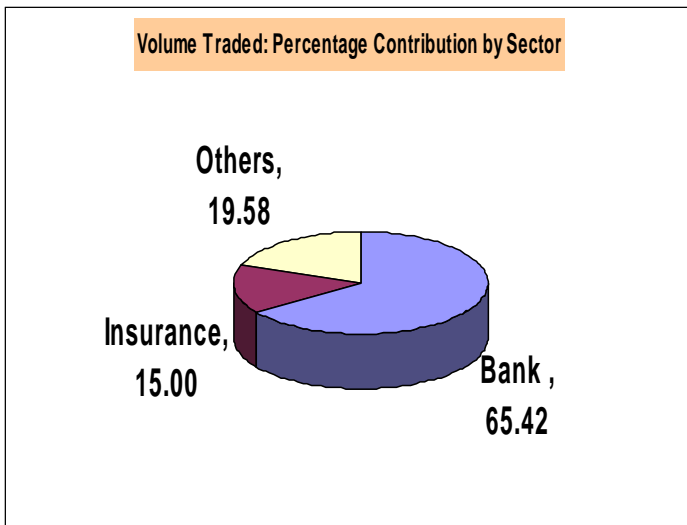
## Top 5 Price Losers



## Trading Activities (Sectors/Individuals)

The **Banking sector** again emerges as the top traded Sector in volume among the 30 listed sectors in the Nigeria Stock Exchange Floor. The sector recorded 341.10 million ordinary shares traded to control 65.42 percent of the aggregate volume of shares traded. The **Insurance sector**, with 78.23 million ordinary shares, traded trailed behind the Banking sector which represented 15.00 percent of the total volume traded.

Figure 3



**United Bank for Africa Plc** emerges first as the most patronized stock for the day. Investors traded 57.13 million ordinary shares to controlled 16.75 percent of the aggregate volume traded in the **Banking sector** and 10.96 percent of the entire market. **Guaranty Trust Bank Plc** (51.18 million ordinary shares) emerged second position on the list.

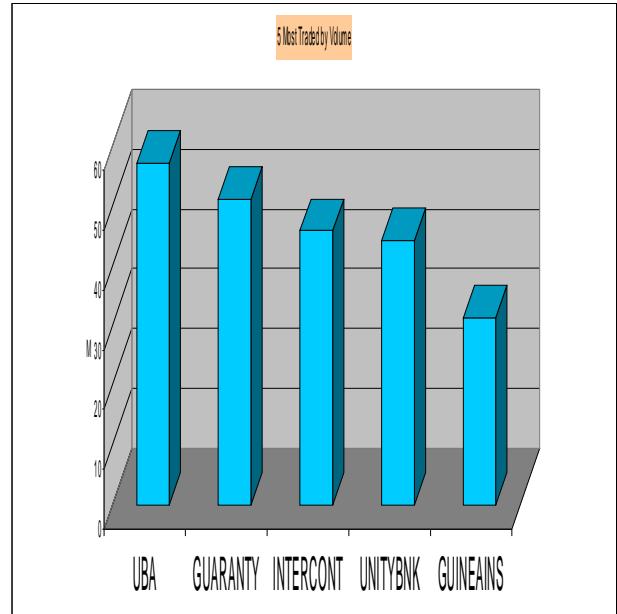
Table 4

5 Most Traded Stocks by Volume

Stock	Price (N: K)	Volume (M)
UBA	14.39	57.13
GUARANTY	13.00	51.18
INTERCONT	12.34	45.80
UNITYBNK	2.59	44.17
GUINEAINS	0.86	31.20

Figure 4

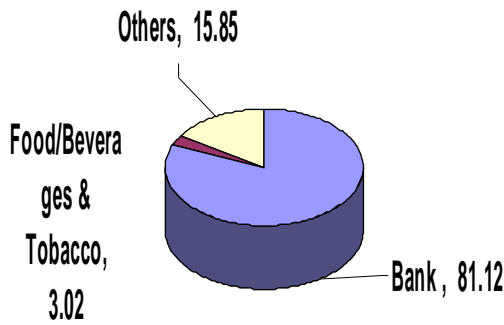
5 Most traded Stocks by Volume



The **Banking** sector was the most active in value traded as the stocks worth N3,576.54 million for a 81.12 percent of the aggregate traded value for the day. The **Food/Beverages & Tobacco** sector (N133.24 million) followed, representing 3.02 percent of the overall value traded.

Figure 5

Value Traded: Percentage Contribution by sector



Analysis on individual company basis showed that **United Bank for Africa Plc** led the highest trading by value at 813.25 million today. The figure controlled 22.74 percent of total traded value in the Banking sector and 18.45 percent of the overall value traded for the whole market. **Guaranty Trust Bank Plc** (N666.03 million) was the second highest.

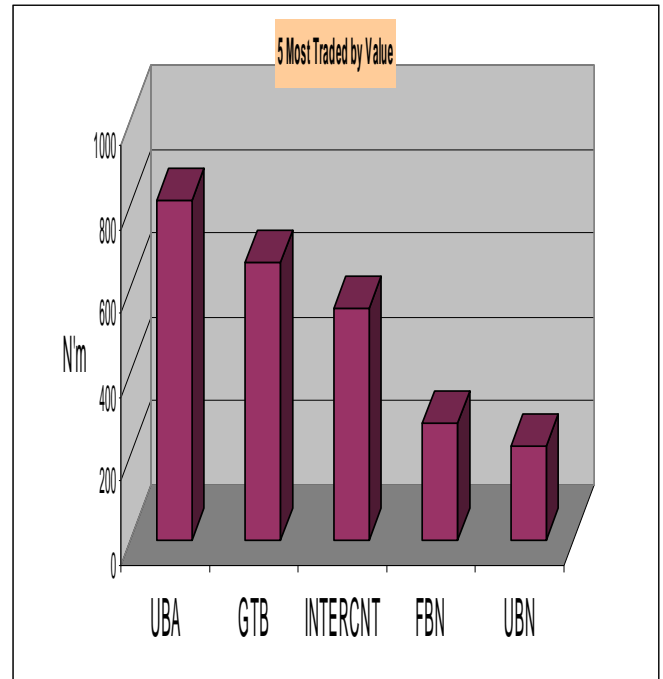
Table 5

5 Most Traded Stocks by Value

Stock	Price (N:K)	Value (N'M)
UBA	14.39	813.25
GUARANTY	13.00	666.03
INTERCONT	12.34	553.70
FIRSTBANK	22.20	280.36
UBN	18.05	229.17

Figure 6

5 Most Traded Stocks by Value



Market Capitalization:

**First Bank of Nigeria Plc** is the highest capitalized stock at N568.68 billion today. This was followed by **Zenith Bank Plc** with 416.95 billion. **NB Plc** 376.62 billion, **UBA Plc** with 324.96 billion and **Intercontinental Bank Plc** N263.70 billion to maintained the third, fourth and fifth positions respectively.

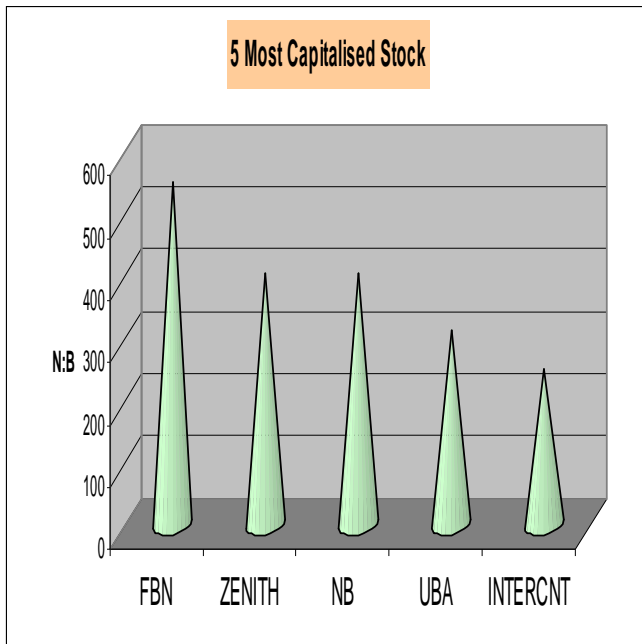
Table 6

5 Most Capitalized Stocks

Stock	Mkt. Capt. (N'B)	% of Top 5	% of Total
FIRSTBANK	548.90	28.67	8.41
ZENITHBANK	402.88	21.04	6.17
NB	402.33	21.01	6.16
UBA	310.09	16.20	4.75
INTERCONT	250.31	13.07	3.83
Total	1,914.51	100.00	29.32
Others	4,614.15		70.68
Grand Total	6,528.66		100

Figure 7

### 5 Most Capitalized Stocks



Monetary Policy Rate: 8.00 %

#### Business News

No news

#### Term of the day

**Closing Tick:** The number of stocks which closed higher than their previous trade minus the number of stocks whose closing prices were lower than their previous trade. A positive closing tick means that there was buying at the close and indicates strength, the opposite is true for a down closing tick. Those closing higher are called an uptick, while those closing lower are a downtick.

Dynamic House: Penthouse & 2<sup>nd</sup> Floor,  
20 Campbell Street, Lagos Island, Lagos  
P.O. Box 75649, Victoria Island  
Lagos,  
Nigeria.

234-1-2702508

[www.dynamicportfolio.com](http://www.dynamicportfolio.com)