



DYNAMIC PORTFOLIO LIMITED

(Member of The Nigerian Stock Exchange)

Registered by Securities and Exchange Commission

DAILY STOCK MARKET WATCH

(About The Market Today 16/06/09)

Market activities today reflected a bullish trend as the Nigerian Stock Exchange (NSE) All-share index rose by 597.66 points or 2.03 percent to stand at 30,013.26 points in contrast to 29,415.60 points posted in the previous transaction.

Moreover, market patronage in terms of **Volume** of shares exchanged by investors rose by 77.82 million ordinary shares or 17.28 percent when compared with the position in the previous day. In essence, an aggregate of 528.25 million ordinary shares were traded in 11,645 deals today as against a volume of 450.43 million traded in 10,168 deals in the previous transaction.

Turnover by **Value** was also on the upswing as it closed at N4.63 billion; N0.78 billion or 20.18 percent rise as against N3.86 billion worth of stocks traded last week.

Market Capitalization of the listed 209 equities rose by N136.30 billion or 2.03 percent to close the day at N6,844.74 billion in contrast to N6,708.44 billion in the previous trading.

Table 1

Market Statistics

	Today 16/06/2009	Previous day 15/06/2009	% Change
NSE All-Share Index	30,013.26	29,415.60	2.03
Total Deals	11,645	10,168	14.53
Volume Traded (M)	528.25	450.43	17.28
Value Traded (N'B)	4,634.26	3,855.96	20.18
Turn Over Ratio %	0.08	0.07	14.29% Change Point
Mkt. Capt. (N'B)	6,844.74	6,708.44	2.03

Oando Plc lead the top gainers list as the stock added N4.31 or 5.00 percent to its share price to close the market at N90.58 from its opening price of N86.27. **Nestle Plc** came second on the list, having gained N3.98 or 2.21 percent as it opened and closed the day at N180.01 and N183.99 respectively.

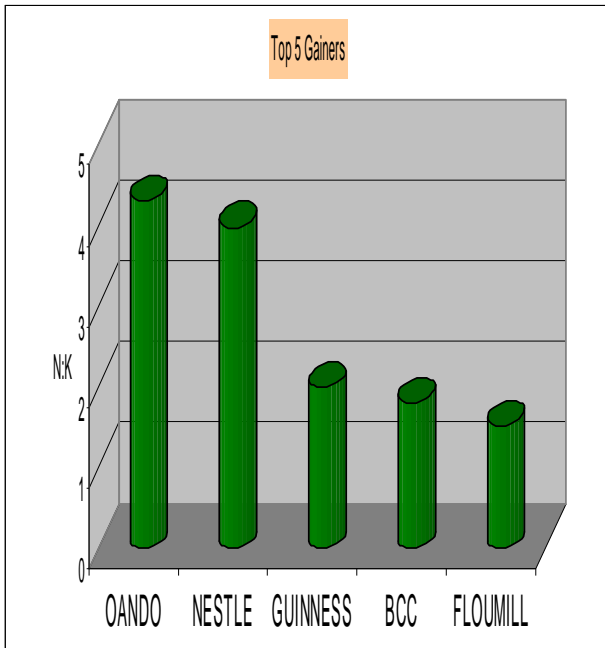
Table 2

Stock	Opening Price (N:K)	Closing Price (N:K)	Absolute Change (N:K)	% rise
OANDO	86.27	90.58	+4.31	5.00
NESTLE	180.01	183.99	+3.98	2.21
GUINNESS	120.00	122.00	+2.00	1.67
BCC	36.39	38.20	+1.81	4.97
FLOUMILL	30.45	31.97	+1.52	4.99

Figure 1

Top 5 Price Gainers

2



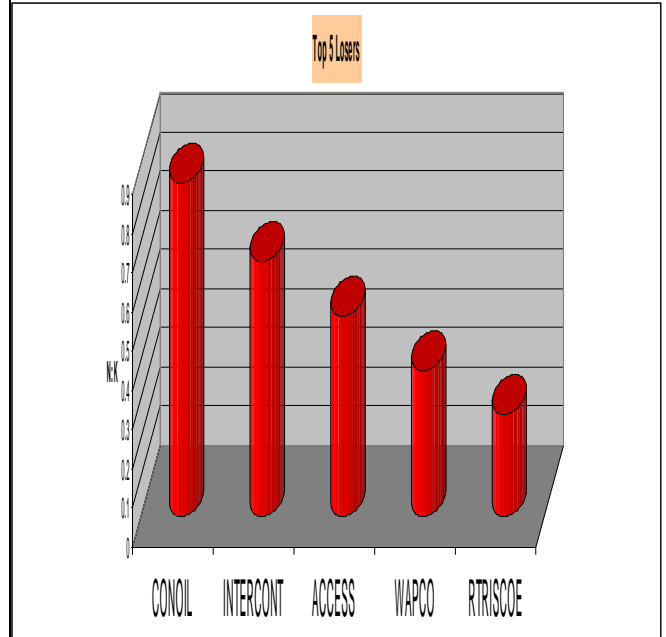
On the losers' chart, **Conoil Plc** lead the table for the day as the company share price declined by N0.85 or 1.35 percent to close the market at N62.00 per share, from it opening price of N62.85. Followed on the Chart was **Intercontinental Bank Plc Plc** that lost N0.65 or 4.76 percent to close the day at N13.00 per share.

Table 3

Stock	Opening Price (N:K)	Closing Price (N:K)	Absolute Change (N:K)	% drop
CONOIL	62.85	62.00	-0.85	1.35
INTERCONT	13.65	13.00	-0.65	4.76
ACCESS	10.39	9.88	-0.51	4.91
WAPCO	26.50	26.13	-0.37	1.40
RTRISCOE	7.61	7.35	-0.26	3.42

Figure 2

Top 5 Price Losers

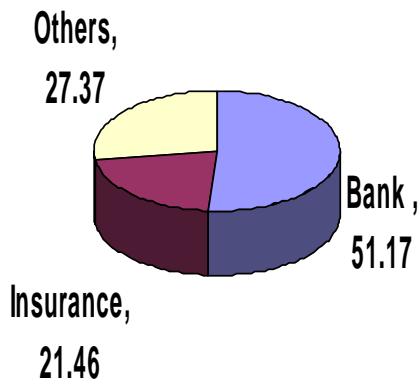


Trading Activities (Sectors/Individuals)

The **Banking sector** again emerges as the top traded Sector in volume among the 30 listed sectors in the Nigeria Stock Exchange Floor. The sector recorded 270.32 million ordinary shares traded to control 51.17 percent of the aggregate volume of shares traded. The **Insurance sector**, with 113.35 million ordinary shares, traded trailed behind the Banking sector which represented 21.46 percent of the total volume traded.

Figure 3

Volume Traded: Percentage Contribution by Sector



Access Bank Plc emerges first as the most patronized stock for the day. Investors traded 58.94 million ordinary shares to controlled 21.8 percent of the aggregate volume traded in the **Banking sector** and 11.16 percent of the entire market. **Dang sugar Bank Plc** (41.00 million ordinary shares) emerged second position on the list.

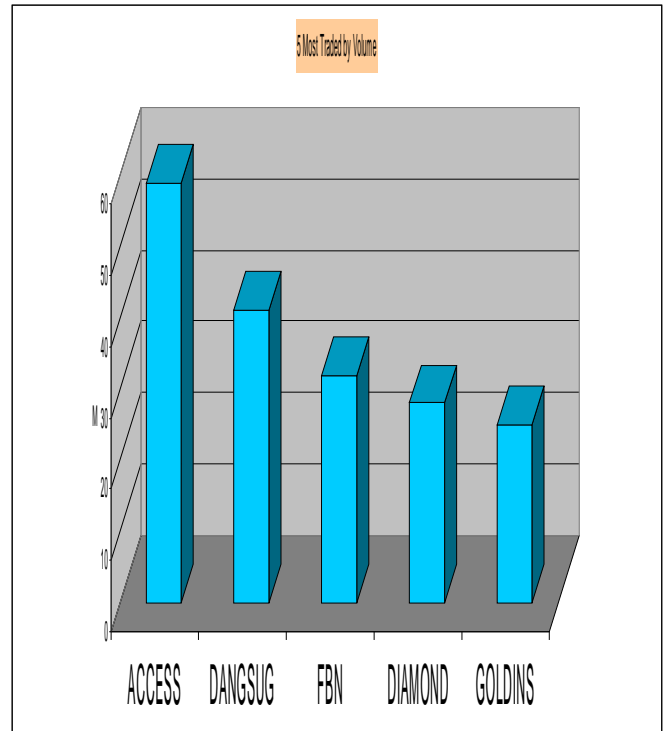
Table 4

5 Most Traded Stocks by Volume

Stock	Price (N: K)	Volume (M)
ACCESS	9.88	58.94
DANGSUGAR	17.32	41.00
FIRSTBANK	24.65	31.78
DIAMONDBNK	10.39	27.99
GOLDINSURE	0.57	24.89

Figure 4

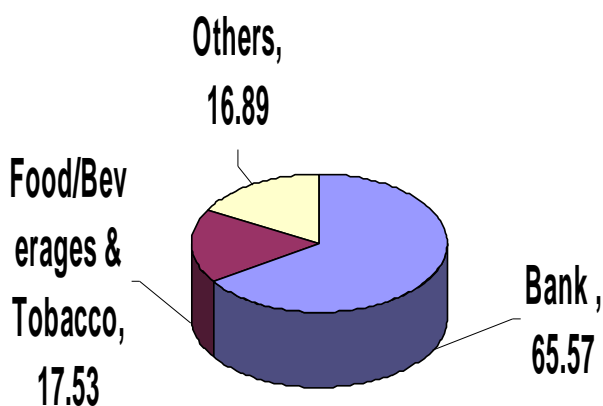
5 Most traded Stocks by Volume



The **Banking** sector was the most active in value traded as the stocks worth N3,038.80 million for a 65.57 percent of the aggregate traded value for the day. The **Food/Beverages & Tobacco** sector (N812.56 million) followed, representing 17.53 percent of the overall value traded.

Figure5

Value Traded: Percentage Contribution by sector



Analysis on individual company basis showed that **First Bank of Nigeria Plc** led the highest trading by value at 790.89 million today. The figure controlled 26.03 percent of total traded value in the Banking sector and 17.07 percent of the overall value traded for the whole market. **Dangote Sugar Plc** (N704.52 million) was the second highest.

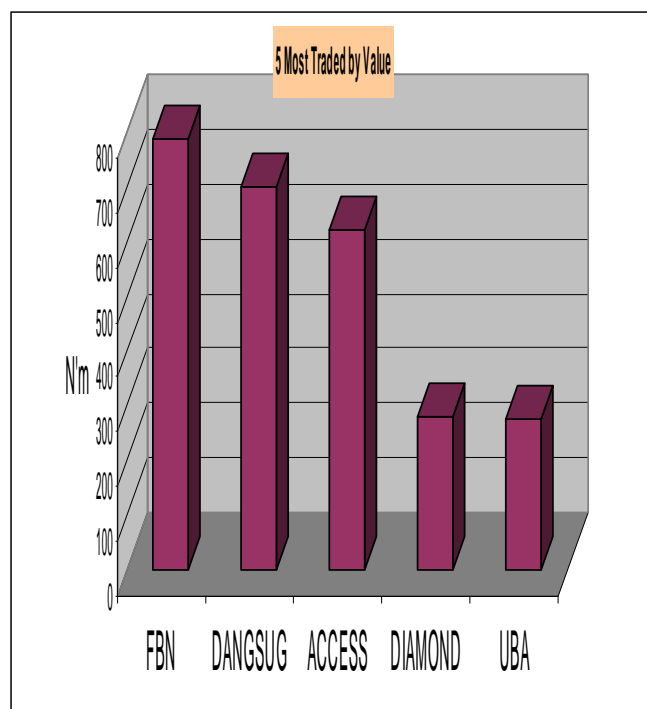
Table 5

5 Most Traded Stocks by Value

Stock	Price (N:K)	Value (N'M)
FIRSTBANK	24.65	790.89
DANGSUGAR	17.32	704.52
ACCESS	9.88	625.70
DIAMONDBNK	10.39	283.24
UBA	15.60	279.02

Figure 6

5 Most Traded Stocks by Value



Market Capitalization:

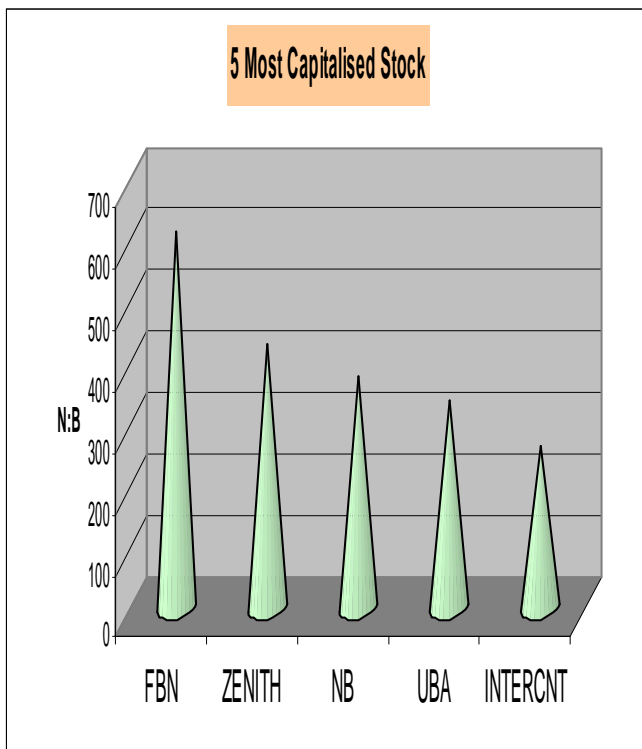
First Bank of Nigeria Plc is the highest capitalized stock at N568.68 billion today. This was followed by **Zenith Bank Plc** with 416.95 billion. **NB Plc** 376.62 billion, **UBA Plc** with 324.96 billion and **Intercontinental Bank Plc** N263.70 billion to maintained the third, fourth and fifth positions respectively.

Table 6

5 Most Capitalized Stocks

Stock	Mkt. Cpt. (N'B)	% of Top 5	% of Total
FIRSTBANK	609.48	30.25	8.90
ZENITHBANK	426.99	21.20	6.24
NB	378.13	18.77	5.52
UBA	336.19	16.69	4.91
INTERCONT	263.70	13.09	3.85
Total	2,014.49	100.00	29.43
Others	4,830.25		70.57
Grand Total	6,844.74		100

Figure 7
5 Most Capitalized Stocks



Monetary Policy Rate: 8.00 %

Business News

No news

Term of the day

Green Investment: Investment activities that focus on companies or projects that are committed to the conservation of natural resources, the production and discovery of alternative energy sources, the implementation of clean air and water projects, and/or other environmentally conscious business practices.

Dynamic House: Penthouse & 2nd Floor,
20 Campbell Street, Lagos Island, Lagos
P.O. Box 75649, Victoria Island
Lagos,
Nigeria.
234-1-2702508

www.dynamicportfolio.com