



DYNAMIC PORTFOLIO LIMITED

(Member of The Nigerian Stock Exchange)

Registered by Securities and Exchange Commission

DAILY STOCK MARKET WATCH

(About The Market Today 11/06/09)

Market activities today reflected a bullish trend as the Nigerian Stock Exchange (NSE) All-share index rose by 14.73 points or 0.05 percent to stand at 28,580.71 points in contrast to 28,565.98 points posted in the previous transaction.

Moreover, market patronage in terms of **Volume** of shares exchanged by investors dropped by 54.48 million ordinary shares or 13.64 percent when compared with the position in the previous day. In essence, an aggregate of 344.86 million ordinary shares were traded in 8,844 deals today as against a volume of 399.34 million traded in 9,775 deals in yesterday trading.

Turnover by **Value** was on the upswing today as it closed at N2.51 billion; a N80.73 billion or 3.32 percent rise as against N2.43 billion worth of stocks traded yesterday.

Market Capitalization of the listed 209 equities rose by N3.36 billion or 0.05 percent to close the day at N6,518.04 billion in contrast to N6,514.68 billion in the previous trading.

Table 1

Market Statistics

	Today 11/06/2009	Previous day 10/06/2009	% Change
NSE All-Share Index	28,580.71	28,565.98	0.05
Total Deals	8,844	9,775	-9.52
Volume Traded (M)	344.86	399.34	-13.64
Value Traded (N'B)	2,510.44	2,429.71	3.32
Turn Over Ratio %	0.05	0.06	-16.67% Change Point
Mkt. Capt. (N'B)	6,518.04	6,514.68	0.05

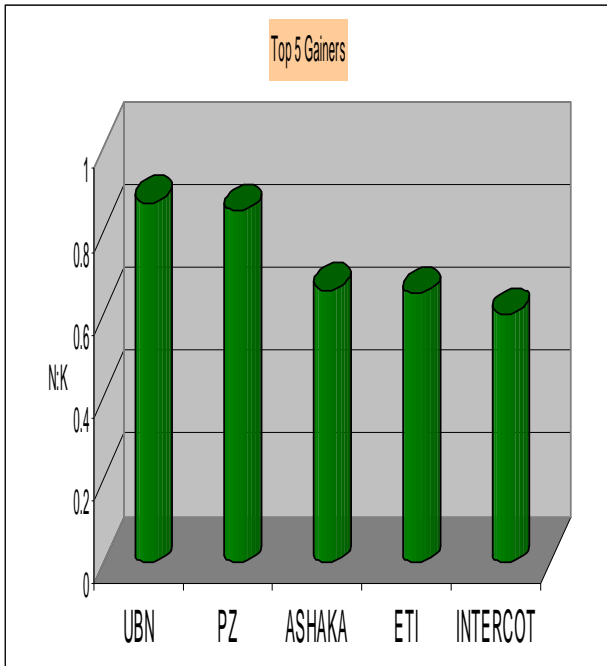
Union Bank of Nigeria Plc lead the top gainers list as the stock added N0.87 or 4.97 percent to its share price to close the market at N18.39 from its opening price of N17.52. **PZ Plc** came second on the list, having gained N0.85 or 4.02 percent as it opened and closed the day at N21.15 and N22.00 respectively.

Table 2

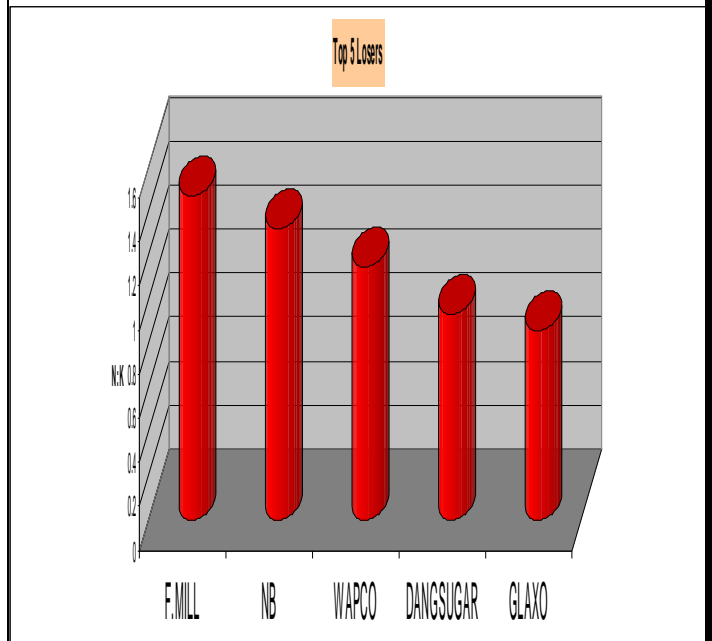
Stock	Opening Price (N:K)	Closing Price (N:K)	Absolute Change (N:K)	% rise
UBN	17.52	18.39	+0.87	4.97
PZ	21.15	22.00	+0.85	4.02
ASHAKACEM	13.30	13.96	+0.66	4.96
ETI	13.12	13.77	+0.65	4.95
INTERCONT	12.14	12.74	+0.60	4.94

Figure 1

Top 5 Price Gainers



Top 5 Price Losers



On the losers' chart, Flourmill Plc lead the table for the day as the company share price declined by N1.47 or 4.99 percent to close the market at N27.98 per share, from it opening price of N29.45. Followed on the Chart was Nigeria Breweries Plc that lost N1.32 or 2.59 percent to close the day at N49.68 per share.

Trading Activities (Sectors/Individuals)

Platinum Habib Bank Plc emerges first as the most patronized stock for the day. Investors traded 38.50 million ordinary shares to controlled 11.16 percent of the aggregate volume traded in the entire market. United Bank for Africa Plc (24.44 million ordinary shares) emerged second position on the list.

Table 3

Stock	Opening Price (N:K)	Closing Price (N:K)	Absolute Change (N:K)	% drop
FLOURMILL	29.45	27.98	-1.47	4.99
NB	51.00	49.68	-1.32	2.59
WAPCO	26.37	25.22	-1.15	4.36
DANGSUGAR	18.75	17.82	-0.93	4.96
GLAXOSMITH	17.50	16.64	-0.86	4.91

Table 4

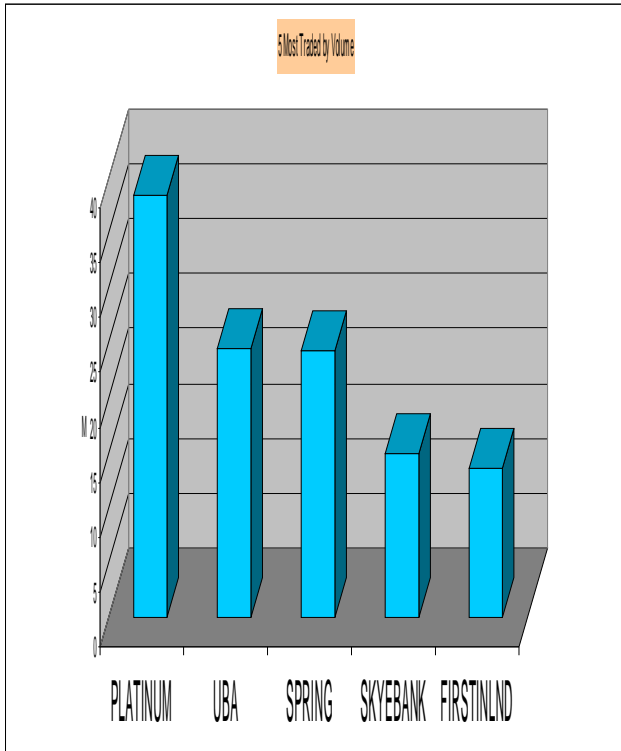
5 Most Traded Stocks by Volume

Stock	Price (N:K)	Volume (M)
PLATINUM	8.82	38.50
UBA	15.40	24.44
SPRING	5.59	24.38
SKYEBANK	7.35	14.86
FIRSTINLND	3.28	13.52

Figure 2

Figure 4

5 Most traded Stocks by Volume



Analysis on individual company basis showed that **United Bank for Africa Plc** led the highest trading by value at 361.86 million today. The figure controlled 14.41 percent of total traded value in the whole market. **Platinum Habib Bank Plc** (N333.65 million) was the second highest.

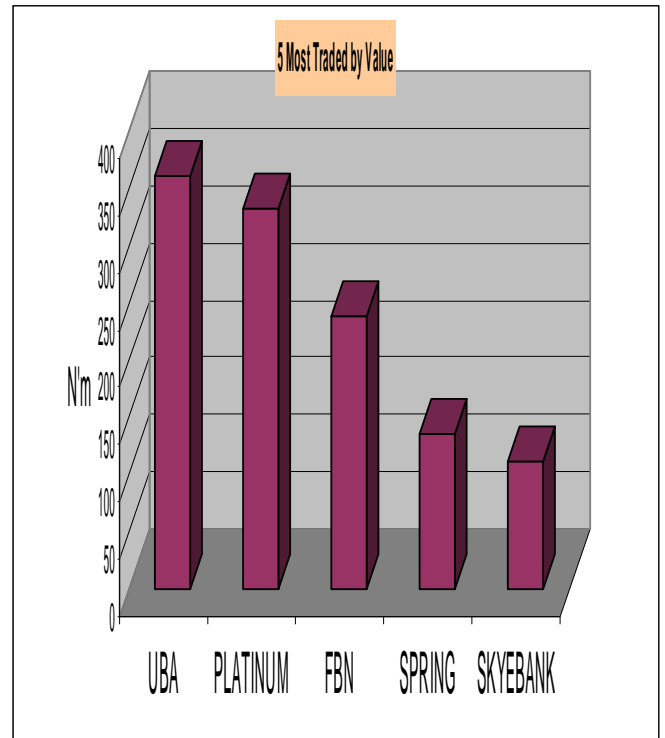
Table 5

5 Most Traded Stocks by Value

Stock	Price (N:K)	Value (N'M)
UBA	15.40	361.86
PLATINUM	8.82	333.65
FIRSTBANK	22.60	240.13
SPRINGBANK	5.59	136.31
SKYEBANK	7.35	111.51

Figure 6

5 Most Traded Stocks by Value



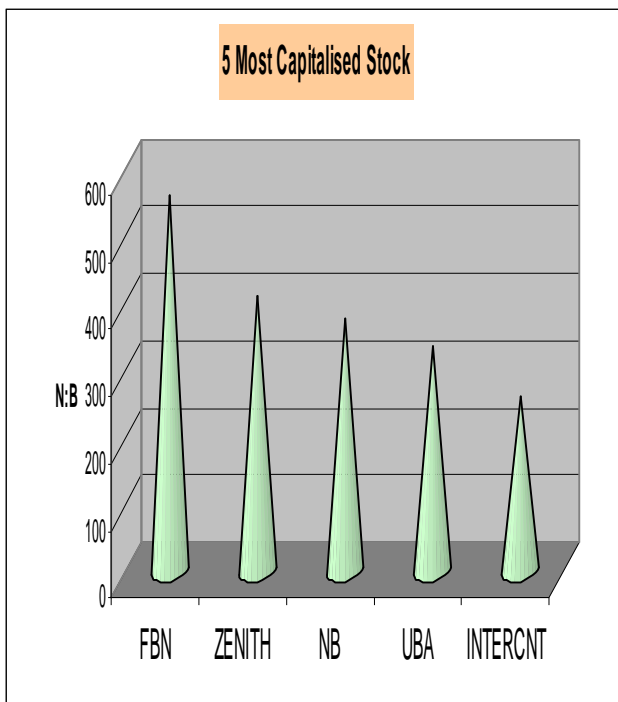
Market Capitalization:

First Bank of Nigeria Plc is the highest capitalized stock at N558.79 billion today. This was followed by **Zenith Bank Plc** with 407.40 billion. **NB Plc** 375.71 billion, **UBA Plc** with 331.86 billion and **Intercontinental Bank Plc** N258.42 billion to maintained the third, fourth and fifth positions respectively.

Table 6
5 Most Capitalized Stocks

Stock	Mkt. Capt. (N'B)	% of Top 5	% of Total
FIRSTBANK	558.79	28.92	8.57
ZENITHBANK	407.40	21.08	6.25
NB	375.71	19.44	5.76
UBA	331.86	17.18	5.09
INTERCONT	258.42	13.37	3.96
Total	1,932.18	100.00	29.64
Others	4,585.86		70.36
Grand Total	6,518.04		100

Figure 7
5 Most Capitalized Stocks



Monetary Policy Rate: 8.00 %

Business News

Term for the Day

DIVIDEND YIELD: A financial ratio that shows how much a company pays out in dividends each year relative to its share price. In the absence of any capital gains, the dividend yield is the return on investment for a stock.

Dividend yield is calculated as follows..

$$= \frac{\text{Annual Dividends Per Share}}{\text{Price Per Share}}$$

Dynamic House: Penthouse & 2nd Floor,
20 Campbell Street, Lagos Island, Lagos
P.O. Box 75649, Victoria Island
Lagos,
Nigeria.
234-1-2702508
www.dynamicportfolio.com