



# DYNAMIC PORTFOLIO LIMITED

**(Member of The Nigerian Stock Exchange)**

Registered by Securities and Exchange Commission

## DAILY STOCK MARKET WATCH

### (About The Market Today 10/06/09)

The bears made overriding impact in the market again as the Nigerian Stock Exchange (NSE) All-share index dropped by 108.62 points or 0.38 percent to stand at 28,565.98 points in contrast to 28,674.60 points posted in the previous transaction.

Moreover, market patronage in terms of **Volume** of shares exchanged by investors dropped by 81.77 million ordinary shares or 17.00 percent when compared with the position in the previous day. In essence, an aggregate of 399.34 million ordinary shares were traded in 9,775 deals today as against a volume of 481.11 million traded in 12,374 deals in yesterday trading.

Turnover by **Value** was on the downswing today as it closed at N2.43 billion; a N0.51 billion or 17.23 percent drop as against N3.46 billion worth of stocks traded yesterday.

**Market Capitalization** of the listed 207 equities dropped by N24.77 billion or 0.38 percent to close the day at N6,514.68 billion in contrast to N6,539.45 billion in the previous trading.

Table 1

## Market Statistics

	Today 10/06/2009	Previous day 09/06/2009	% Change
NSE All-Share Index	28,565.98	28,674.60	-0.38
Total Deals	9,775	12,374	-21.00
Volume Traded (M)	399.34	481.11	-17.00
Value Traded (N'B)	2,429.71	3,455.81	29.69
Turn Over Ratio %	0.06	0.07	-14.29% Change Point
Mkt. Capt. (N'B)	6,514.68	6,539.45	-0.38

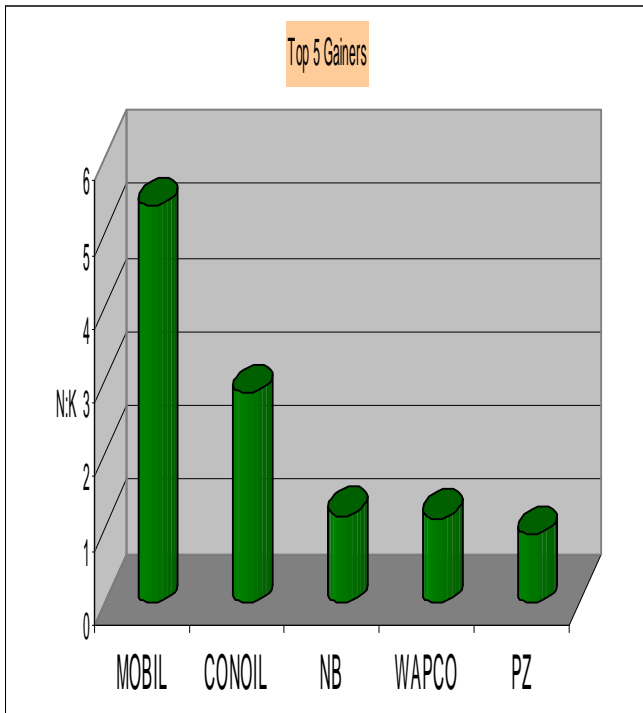
**Mobil Plc** lead the top gainers list as the stock added N5.37 or 5.00 percent to its share price to close the market at N112.87 from its opening price of N107.50. **Conoil Plc** came second on the list, having gained N2.84 or 4.98 percent as it opened and closed the day at N57.02 and N59.86 respectively.

Table 2

Stock	Opening Price (N:K)	Closing Price (N:K)	Absolute Change (N:K)	% rise
MOBIL	107.50	112.87	+5.37	5.00
CONOIL	57.02	59.86	+2.84	4.98
NB	49.81	51.00	+1.19	2.39
WAPCO	25.21	26.37	+1.16	4.60
PZ	20.22	21.15	+0.93	4.60

Figure 1

### Top 5 Price Gainers



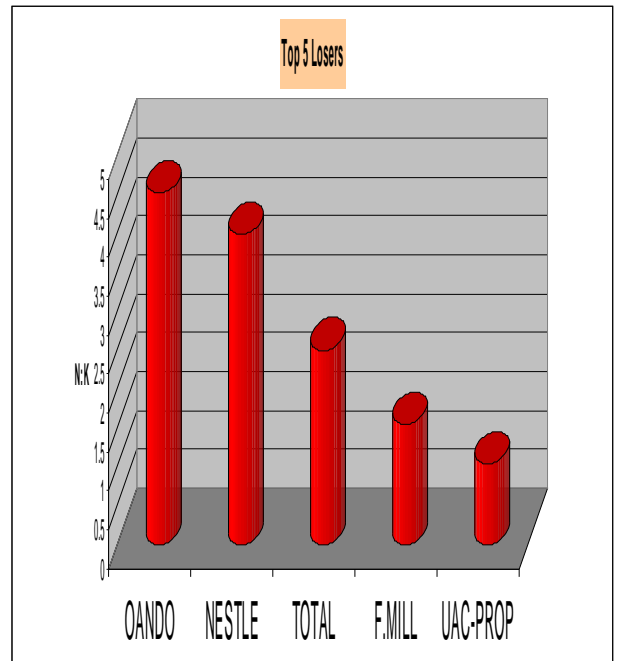
On the losers' chart, Oando Plc lead the table again for the day as the company share price declined by N4.52 or 5.00 percent to close the market at N85.97 per share, from it opening price of N90.49. Followed on the Chart was Nestle Plc that lost N3.99 or 2.17 percent to close the day at N180.00 per share.

Table 3

Stock	Opening Price (N:K)	Closing Price (N:K)	Absolute Change (N:K)	% drop
OANDO	90.49	85.97	-4.52	5.00
NESTLE	183.99	180.00	-3.99	2.17
TOTAL	157.50	155.00	-2.50	1.59
FLOURMILL	31.00	29.45	-1.55	5.00
UAC-PROP	20.90	19.86	-1.04	4.98

Figure 2

Top 5 Price Losers

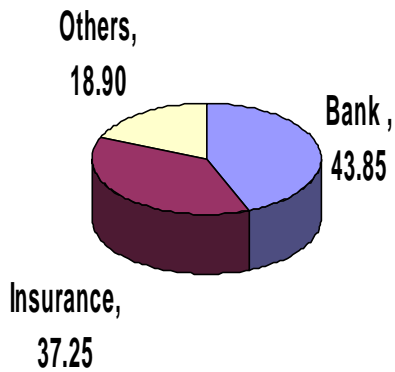


**Trading Activities (Sectors/Individuals)**

The **Banking sector** again emerges as the top traded Sector in volume among the 30 listed sectors in the Nigeria Stock Exchange Floor. The sector recorded 175.12 million ordinary shares traded to control largely 43.85 percent of the aggregate volume of shares traded. The **Insurance sector**, with 148.74 million ordinary shares, traded trailed behind the Banking sector which represented 37.25 percent of the total volume traded.

Figure 3

Volume Traded: Percentage Contribution by Sector



**Gold Link Insurance Plc** emerges first as the most patronized stock for the day. Investors traded 95.62 million ordinary shares to controlled 64.29 percent of the aggregate volume traded in the **Insurance sector** and 23.94 percent of the entire market. **First City Monument Bank Plc** (29.65 million ordinary shares) emerged second position on the list.

Table 4

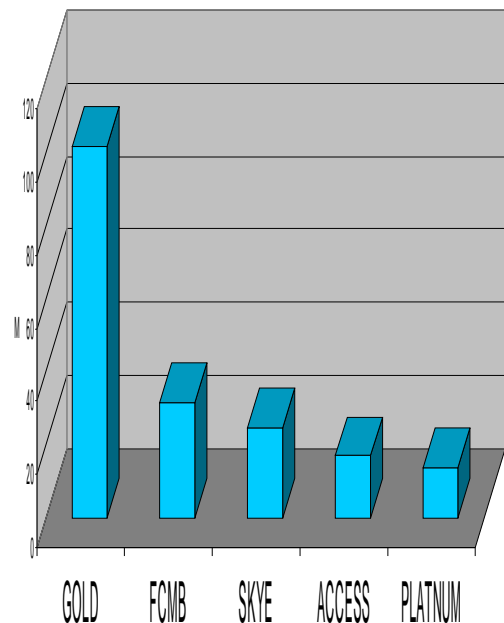
5 Most Traded Stocks by Volume

Stock	Price (N: K)	Volume (M)
GOLDINSURE	0.63	95.62
FCMB	8.70	29.65
SKYEBANK	7.60	19.39
ACCESS	9.60	15.70
PLATINUM	8.40	13.94

Figure 4

5 Most traded Stocks by Volume

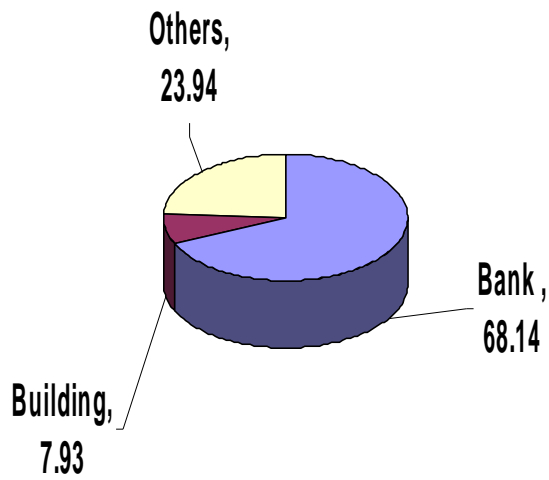
5 Most Traded by Volume



The **Banking** sector was the most active in value traded as the stocks worth N1,655.50 million for a 68.14 percent of the aggregate traded value for the day. The **Building** sector (N192.65 million) followed, representing 7.93 percent of the overall value traded.

Figure5

Value Traded: Percentage Contribution by sector



Analysis on individual company basis showed that **First Bank Plc** led the highest trading by value at 294.96 million today. The figure controlled 17.81 percent of total traded value in the Banking sector and 12.14 percent of the overall value traded for the whole market. **First City Monument Bank Plc** (N255.48 million) was the second highest.

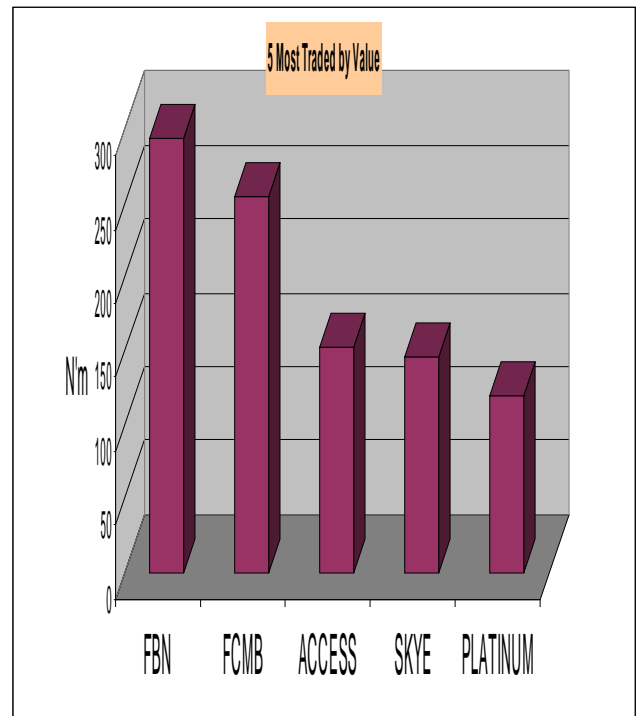
Table 5

5 Most Traded Stocks by Value

Stock	Price (N:K)	Value (N'M)
FIRSTBANK	22.20	294.96
FCMB	8.70	255.48
ACCESS	9.60	152.73
SKYEBANK	7.60	146.18
PLATINUM	8.40	120.66

Figure 6

5 Most Traded Stocks by Value



**Market Capitalization:**

**First Bank of Nigeria Plc** is the highest capitalized stock at N548.90 billion today. This was followed by **Zenith Bank Plc** with 419.46 billion. **NB Plc** 385.69 billion, **UBA Plc** with 321.73 billion and **Intercontinental Bank Plc** N246.25 billion to maintained the third, fourth and fifth positions respectively.

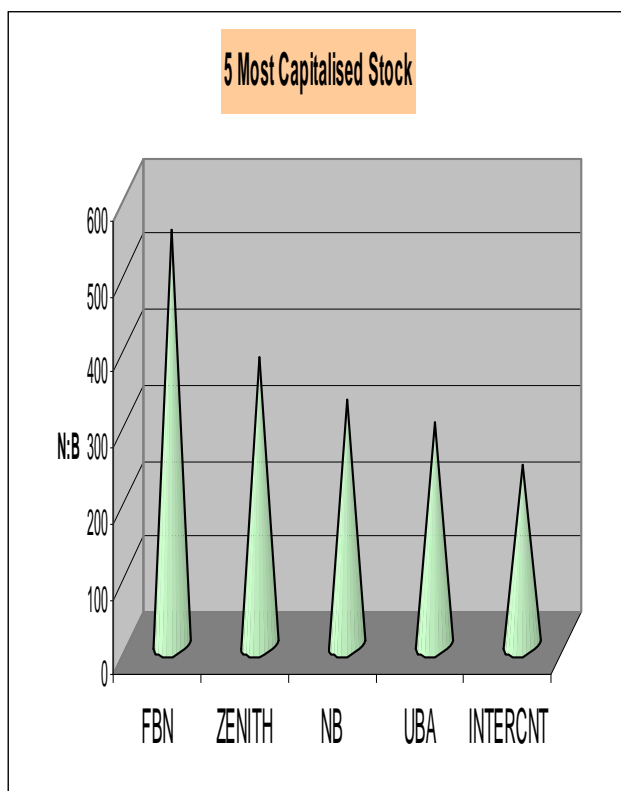
Table 6

5 Most Capitalized Stocks

Stock	Mkt. Capt. (N'B)	% of Top 5	% of Total
FIRSTBANK	548.90	28.56	8.43
ZENITHBANK	419.46	21.82	6.44
NB	385.69	20.07	5.92
UBA	321.73	16.74	4.94
INTERCONT	246.25	12.81	3.78
Total	1,922.03	100	29.50
Others	4,592.65		70.50
Grand Total	6,514.68		100

Figure 7

5 Most Capitalized Stocks



Monetary Policy Rate: 8.00 %

Business News

Term for the Day

**EATING STOCK:** Purchasing stock not because you desire it but because you are forced to do so. Underwriters who can't find enough investors to purchase IPO shares are sometimes forced to eat stock. The underwriter is forced to purchase the shares that could not be sold to the public.

Dynamic House: Penthouse & 2<sup>nd</sup> Floor,  
 20 Campbell Street, Lagos Island, Lagos  
 P.O. Box 75649, Victoria Island  
 Lagos,  
 Nigeria.  
 234-1-2702508  
[www.dynamicportfolio.com](http://www.dynamicportfolio.com)